



STYLISH
MODERN
PRESTIGE
TIMELESS

CATALOG OF
DOOR
HANDLES





Handrails according to the symbol 3

Handrails 7


Fixings 192




Handrails according to the symbol



z1 30 z1 40 z1 b30 z1 b40 z1 k30 z2 30 z2 40 z2 b30




z2 b40 z2 k30 z3 25 z4 b25 z4 bb25 z4 r25 z4 w25 z5 b30



z5 bb30 z5 r30 z5 w30 z6 b30 z6 bb30 z6 r30 z6 w30 z7



z8 z10 z11 34 z11 50x20 z12 z13 b z13 y z13 r



z15 fro m 16 z17 fro m 18 z19 z20 z21 z22



z23 z24 z25 z27 40x20 z27 40x20b z27 50x20 z27 50x20b z28 40x20

Handrails according to the symbol



z28 40x40 z28 50x20 z28 b40x20 z28 b40x40 z28 b50x20 z29 30x30 z29 40x40 z29 50x20




z29 b30x30 z29 b40x40 z29 b50x20 z30 b z31 b30 z31 b40 z32 z33 30



z33 40 z33 bb30 z33 bb40 z33 hb30 z33 hb40 z33 yb30 z33yb40 z34



z35 z36 z37 z38 z39 z40 z41 z42




z43 z44 z45 z46 z47 z48 z49 z50



z51 z52 z53 z54 z55 500 z56 500 z57 500 z58 700

Handrails according to the symbol





z59 700

z60 700



Classic, universal door handle diameter 30, made of stainless steel, mounted at an angle of 90°. Designed for installation in all types of doors.

At the customer's request, the length of the handle and its spacing are variable, made with an accuracy of 1 mm at no additional charge.



Dimensions

Length [mm] = B	Spacing [mm] = A
350	250

Dimensions

| z1 30

Length [mm] = B	Spacing [mm] = A
400	300
450	325
500	350
550	375
600	400
650	400
700	500
750	500
800	600
850	600
900	700
950	700
1000	800
1050	800
1100	850
1150	850
1200	900
1250	900
1300	1000
1350	1000
1400	1100
1450	1100
1500	1200
1550	1200
1600	1300
1650	1300
1700	1400
1750	1400
1800	1500
1850	1500
1900	1550
1950	1550
2000	1600
2050	1600
2100	1700
2150	1700
2200	1700
2250	1700
2300	

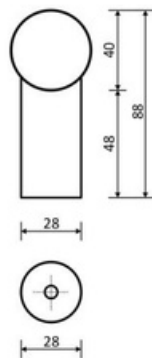
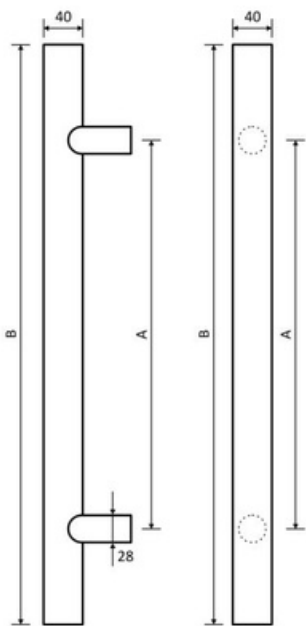
Dimensions

| z1 30

Length [mm] = B	Spacing [mm] = A
2350	1700
2400	1700
2450	1700
2500	1700

Classic, universal door handle diameter 40, made of stainless steel, mounted at an angle of 90°. Designed for installation in all types of doors.

At the customer's request, the length of the handle and its spacing are variable, made with an accuracy of 1 mm at no additional charge.



Dimensions

Length [mm] = B	Spacing [mm] = A
350	250

Dimensions

| z1 40

Length [mm] = B	Spacing [mm] = A
400	300
450	325
500	350
550	375
600	400
650	400
700	500
750	500
800	600
850	600
900	700
950	700
1000	800
1050	800
1100	850
1150	850
1200	900
1250	900
1300	1000
1350	1000
1400	1100
1450	1100
1500	1200
1550	1200
1600	1300
1650	1300
1700	1400
1750	1400
1800	1500
1850	1500
1900	1550
1950	1550
2000	1600
2050	1600
2100	1700
2150	1700
2200	1700
2250	1700
2300	

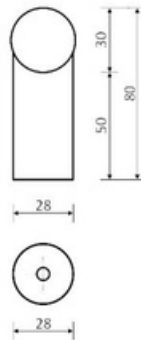

Dimensions

| z1 40

Length [mm] = B	Spacing [mm] = A
2350	1700
2400	1700
2450	1700
2500	1700

Elegant, modern door handle, diameter 30, made of stainless steel, mounted at an angle of 90°. The handle is electrostatically painted black with a very delicate structure, while the brackets are stainless steel. Designed for installation in all types of doors.

At the customer's request, the length of the handle and its spacing are variable, made with an accuracy of 1 mm at no additional charge.



Dimensions

Length [mm] = B	Spacing [mm] = A
350	250

Dimensions

| z1 b30

Length [mm] = B	Spacing [mm] = A
400	300
450	325
500	350
550	375
600	400
650	400
700	500
750	500
800	600
850	600
900	700
950	700
1000	800
1050	800
1100	850
1150	850
1200	900
1250	900
1300	1000
1350	1000
1400	1100
1450	1100
1500	1200
1550	1200
1600	1300
1650	1300
1700	1400
1750	1400
1800	1500
1850	1500
1900	1550
1950	1550
2000	1600
2050	1600
2100	1700
2150	1700
2200	1700
2250	1700
2300	

Dimensions

| z1 b30

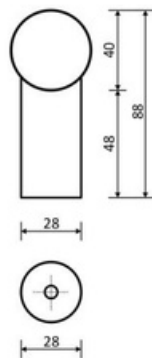

Length [mm] = B	Spacing [mm] = A
2350	1700
2400	1700
2450	1700
2500	1700

xyzo®



Elegant, modern door handle fi 40, made of stainless steel, mounted at an angle of 90°. The handle is electrostatically painted black with a very delicate structure, while the brackets are stainless steel. Designed for installation in all types of doors.

At the customer's request, the length of the handle and its spacing are variable, made with an accuracy of 1 mm at no additional charge.



Dimensions

Length [mm] = B	Spacing [mm] = A
350	250

Dimensions

| z1 b40

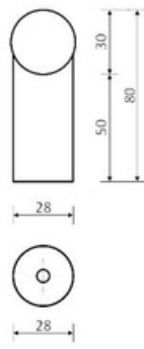


Length [mm] = B	Spacing [mm] = A
400	300
450	325
500	350
550	375
600	400
650	400
700	500
750	500
800	600
850	600
900	700
950	700
1000	800
1050	800
1100	850
1150	850
1200	900
1250	900
1300	1000
1350	1000
1400	1100
1450	1100
1500	1200
1550	1200
1600	1300
1650	1300
1700	1400
1750	1400
1800	1500
1850	1550
1900	1550
1950	1600
2000	1600
2050	1700
2100	1700
2150	1700
2200	1700
2250	1700
2300	

Dimensions

| z1 b40

Length [mm] = B	Spacing [mm] = A
2350	1700
2400	1700
2450	1700
2500	1700

The Z1 k30 fi 30 door handle is a combination of classic and style. It was made of stainless steel and then subjected to the shot peening process. Designed for installation in all types of doors.

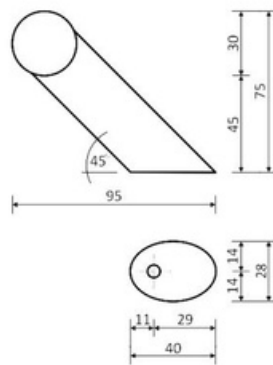
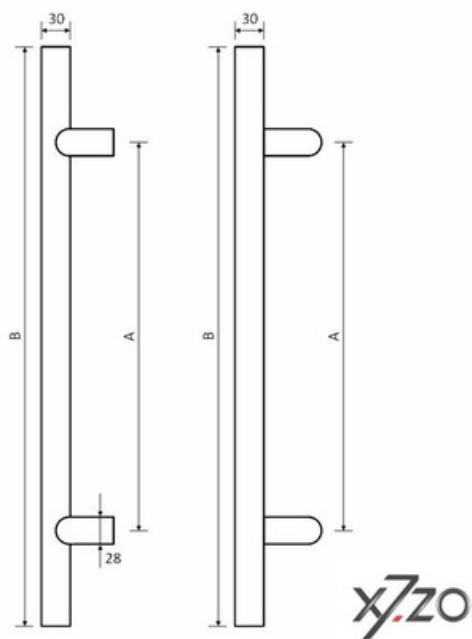


Dimensions

Length [mm] = B	Spacing [mm] = A
500	350

Classic, universal door handle diameter 30, made of stainless steel, polished and then satin-finished. The handle is mounted at an angle of 45°. Designed for installation in all types of doors.

At the customer's request, the length of the handle and its spacing are variable, made with an accuracy of 1 mm at no additional charge.



Dimensions

Length [mm] = B	Spacing [mm] = A
350	250

Dimensions

| z2 30

Length [mm] = B	Spacing [mm] = A
400	300
450	325
500	350
550	375
600	400
650	400
700	500
750	500
800	600
850	600
900	700
950	700
1000	800
1050	800
1100	850
1150	850
1200	900
1250	900
1300	1000
1350	1000
1400	1100
1450	1100
1500	1200
1550	1200
1600	1300
1650	1300
1700	1400
1750	1400
1800	1500
1850	1500
1900	1550
1950	1550
2000	1600
2050	1600
2100	1700
2150	1700
2200	1700
2250	1700
2300	

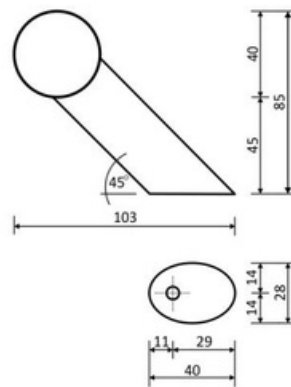
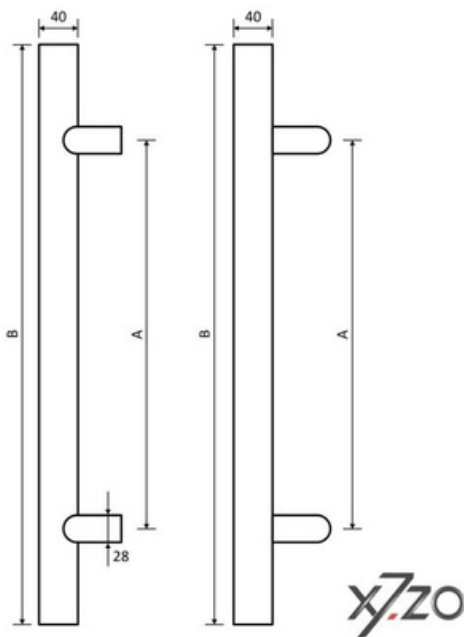
Dimensions

| z2 30

Length [mm] = B	Spacing [mm] = A
2350	1700
2400	1700
2450	1700
2500	1700

Classic, universal door handle diameter 40, made of stainless steel, polished and then satin-finished. The handle is mounted at an angle of 45°. Designed for installation in all types of doors.

At the customer's request, the length of the handle and its spacing are variable, made with an accuracy of 1 mm at no additional charge.



Dimensions

Length [mm] = B	Spacing [mm] = A
350	250

Dimensions

| z2 40

Length [mm] = B	Spacing [mm] = A
400	300
450	325
500	350
550	375
600	400
650	400
700	500
750	500
800	600
850	600
900	700
950	700
1000	800
1050	800
1100	850
1150	850
1200	900
1250	900
1300	1000
1350	1000
1400	1100
1450	1100
1500	1200
1550	1200
1600	1300
1650	1300
1700	1400
1750	1400
1800	1500
1850	1500
1900	1550
1950	1550
2000	1600
2050	1600
2100	1700
2150	1700
2200	1700
2250	1700

2250

2300

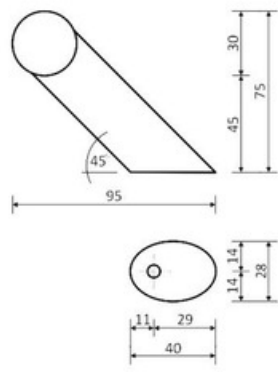
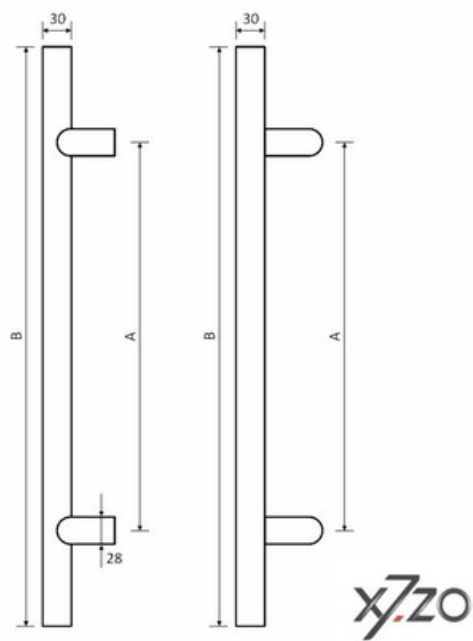
Dimensions

| z2 40

Length [mm] = B	Spacing [mm] = A
2350	1700
2400	1700
2450	1700
2500	1700

Elegant, modern door handle diameter 30, made of stainless steel, mounted at an angle of 45°. The handle is electrostatically painted black with a delicate structure, while the fasteners are stainless steel. Designed for installation in all types of doors.

At the customer's request, the length of the handle and its spacing are variable, made with an accuracy of 1 mm at no additional charge.



Dimensions

Length [mm] = B	Spacing [mm] = A
350	250

Dimensions

| z2 b30

Length [mm] = B	Spacing [mm] = A
400	300
450	325
500	350
550	375
600	400
650	400
700	500
750	500
800	600
850	600
900	700
950	700
1000	800
1050	800
1100	850
1150	850
1200	900
1250	900
1300	1000
1350	1000
1400	1100
1450	1100
1500	1200
1550	1200
1600	1300
1650	1300
1700	1400
1750	1400
1800	1500
1850	1500
1900	1550
1950	1550
2000	1600
2050	1600
2100	1700
2150	1700
2200	1700
2250	1700
2300	

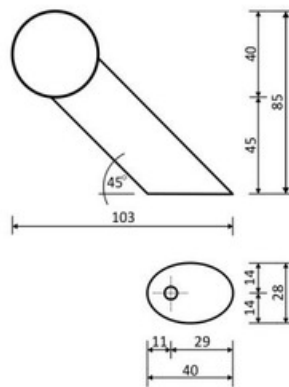
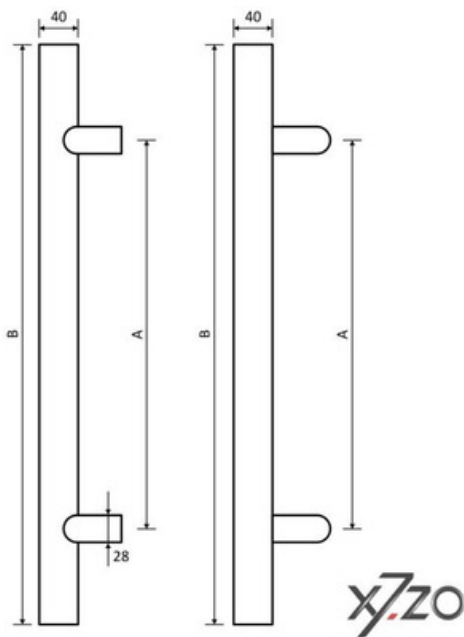
Dimensions

| z2 b30

Length [mm] = B	Spacing [mm] = A
2350	1700
2400	1700
2450	1700
2500	1700

Elegant, modern door handle diameter 40, made of stainless steel, mounted at an angle of 45°. The handle is electrostatically painted black, while the fasteners are stainless steel. Designed for installation in all types of doors.

At the customer's request, the length of the handle and its spacing are variable, made with an accuracy of 1 mm at no additional charge.



Dimensions

Length [mm] = B	Spacing [mm] = A
350	250

Dimensions

| z2 b40

Length [mm] = B	Spacing [mm] = A
400	300
450	325
500	350
550	375
600	400
650	400
700	500
750	500
800	600
850	600
900	700
950	700
1000	800
1050	800
1100	850
1150	850
1200	900
1250	900
1300	1000
1350	1000
1400	1100
1450	1100
1500	1200
1550	1200
1600	1300
1650	1300
1700	1400
1750	1400
1800	1500
1850	1500
1900	1550
1950	1550
2000	1600
2050	1600
2100	1700
2150	1700
2200	1700
2250	1700
2300	

Dimensions

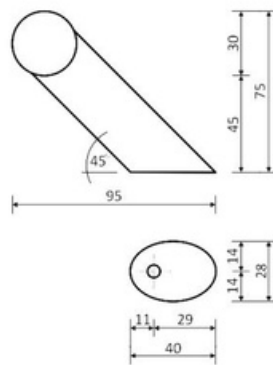
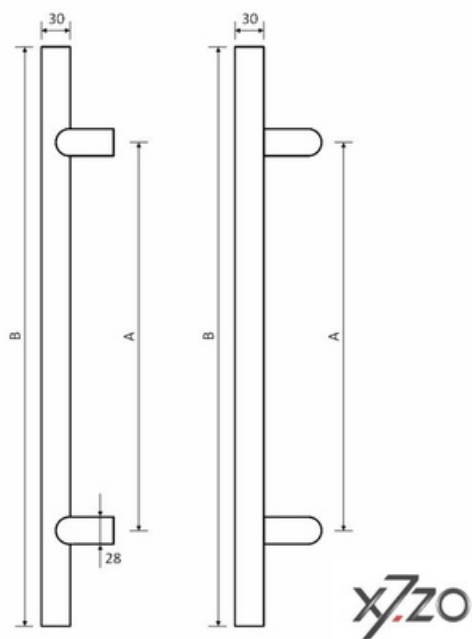
| z2 b40

Length [mm] = B	Spacing [mm] = A
2350	1700
2400	1700
2450	1700
2500	1700



Classic, universal door handle diameter 30, made of stainless steel, polished and then satin-finished. The handle is mounted at an angle of 45°. Designed for installation in all types of doors.

At the customer's request, the length of the handle and its spacing are variable, made with an accuracy of 1 mm at no additional charge.

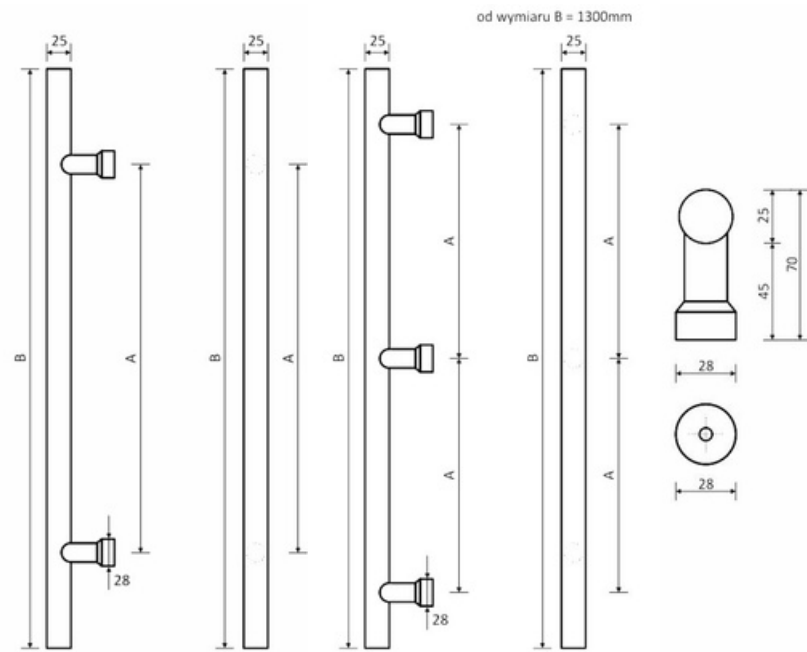


Dimensions

Length [mm] = B	Spacing [mm] = A
500	350

Classic, universal door handle diameter 30, made of stainless steel, polished and then satin-finished. The handle is mounted at an angle of 45°. Designed for installation in all types of doors.

At the customer's request, the length of the handle and its spacing are variable, made with an accuracy of 1 mm at no additional charge.



Dimensions

Length [mm] = B	Spacing [mm] = A
350	250

Dimensions

| z3 25


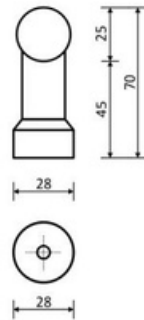
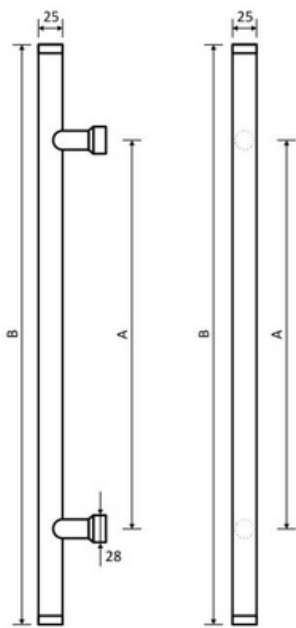
Length [mm] = B	Spacing [mm] = A
400	300
450	325
500	350
550	375
600	400
650	400
700	500
750	500
800	600
850	600
900	700
950	700
1000	800
1050	800
1100	850
1150	850
1200	900
1250	900
1300	1000
1350	1000
1400	1100
1400	600+600
1400	1100
1450	625+625
1450	1200
1500	650+650
1500	1200
1550	675+675
1550	1300
1600	700+700
1600	1300
1650	725+725
1650	1400
1700	750+750
1700	1400
1750	775+775
1750	1500
1800	800+800
1800	1500

1850

Dimensions

Length [mm] = B	Spacing [mm] = A
1850	825+825
1900	1550
1900	850+850
1950	1550
1950	875+875
2000	1600
2000	900+900
2050	1600
2050	925+925
2100	1700
2100	950+950
2150	1700
2150	975+975
2150	1700
2200	1000+1000
2200	1700
2250	1025+1025
2250	1700
2300	1050+1050
2300	1700
2350	1075+1075
2350	1700
2400	1100+1100
2400	1700
2450	1125+1125
2450	1700
2500	1150+1150
2500	

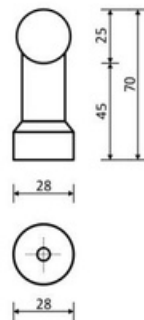
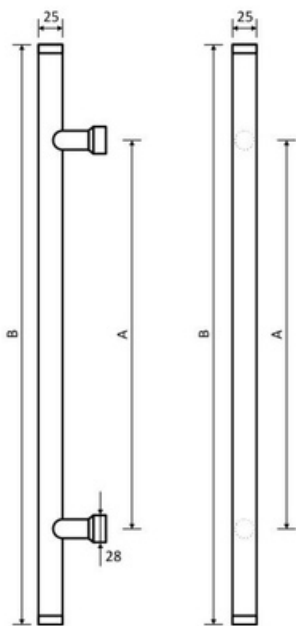
Elegant, modern door handle, diameter 25, made of a combination of stainless steel and an aluminum shaft. Fixed at an angle of 90°. The handle is made of an aluminum roller, electrostatically painted black with a delicate structure, finished with a stainless steel plate, while the brackets made of stainless steel are in the color of inox. Designed for installation on all door leaves.



Dimensions

Length [mm] = B	Spacing [mm] = A
370	250

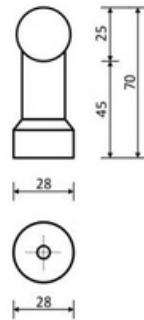
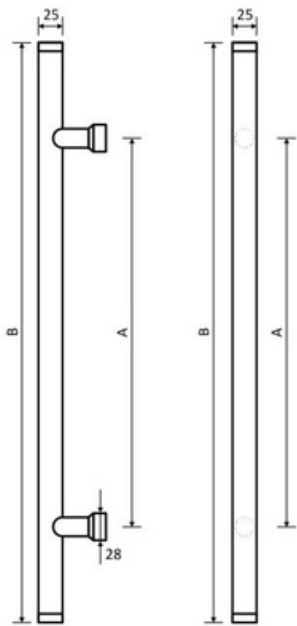

A modern door handle, diameter 25, made of an aluminum shaft. Fixed at an angle of 90°. The electrostatically painted black handle with a delicate structure is finished with a black anodized aluminum strip, similarly to the brackets. Designed for installation on all door leaves.



Dimensions

Length [mm] = B	Spacing [mm] = A
370	250

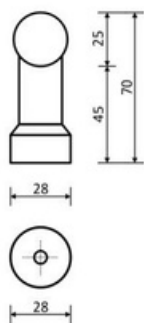
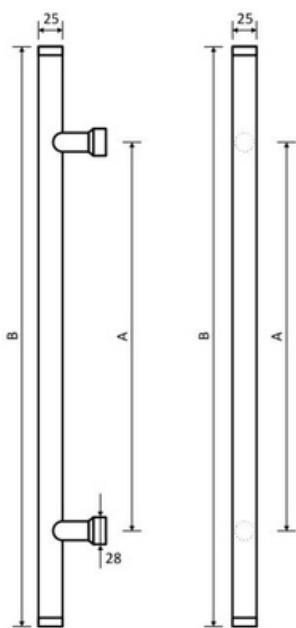
Innovative door handle diameter 25, made of an aluminum shaft. Fixed at an angle of 90°. The electrostatically painted red handle with a delicate structure is finished with a black anodized aluminum strip, similarly to the brackets. Designed for installation on all door leaves.



Dimensions

Length [mm] = B	Spacing [mm] = A
370	250

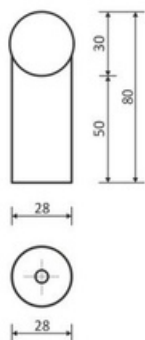
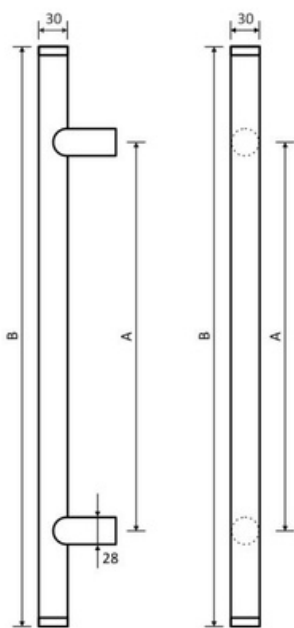

Classic door handle, diameter 25, made of an aluminum shaft. Fixed at an angle of 90°. The handle is electrostatically painted white and finished with a black anodized aluminum strip, similarly to the brackets. Designed for installation on all door leaves



Dimensions

Length [mm] = B	Spacing [mm] = A
370	250

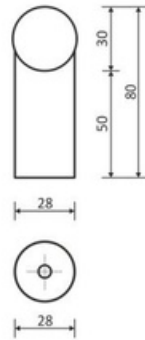
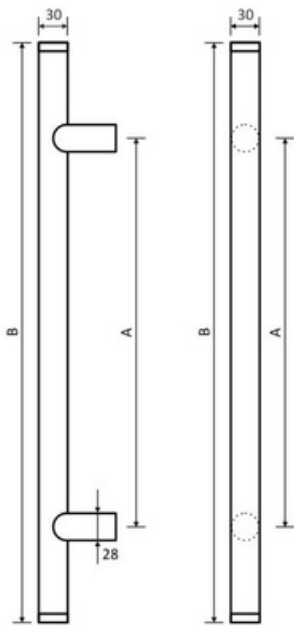
Elegant, modern door handle diameter 30, made of a combination of stainless steel and an aluminum shaft. Fixed at an angle of 90°. The handle is made of an aluminum roller, electrostatically painted black with a delicate structure, finished with a stainless steel plate, while the brackets made of stainless steel are in the color of inox. Designed for installation on all door leaves.



Dimensions

Length [mm] = B	Spacing [mm] = A
500	300

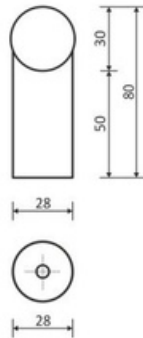
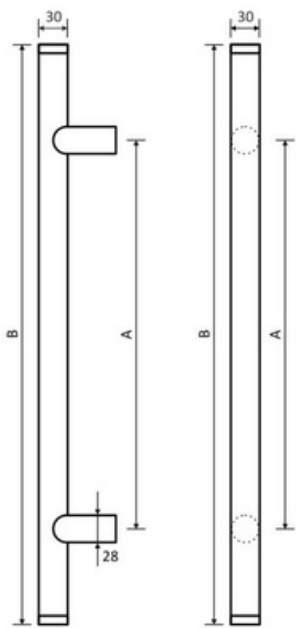
A modern door handle, diameter 30, made of an aluminum shaft. Fixed at an angle of 90°. The electrostatically painted black handle with a delicate structure is finished with a black anodized aluminum strip, similarly to the brackets. Designed for installation on all door leaves.



Dimensions

Length [mm] = B	Spacing [mm] = A
500	300

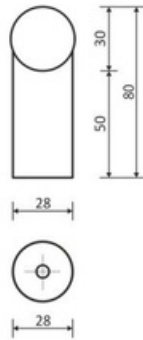
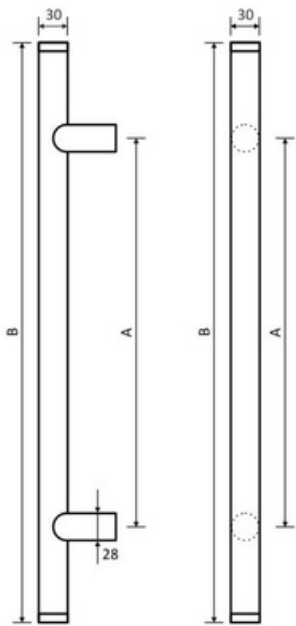
Innovative door handle diameter 30, made of an aluminum shaft. Fixed at an angle of 90°. The electrostatically painted red handle with a delicate structure is finished with a black anodized aluminum strip, similarly to the brackets. Designed for installation on all door leaves.



Dimensions

Length [mm] = B	Spacing [mm] = A
500	300

Classic door handle fi 30, made of aluminum shaft. Fixed at an angle of 90°. The handle is electrostatically painted white and finished with a black anodized aluminum strip, similarly to the brackets. Designed for installation on all door leaves.

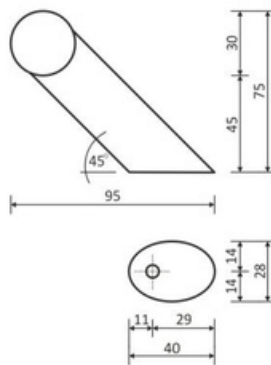
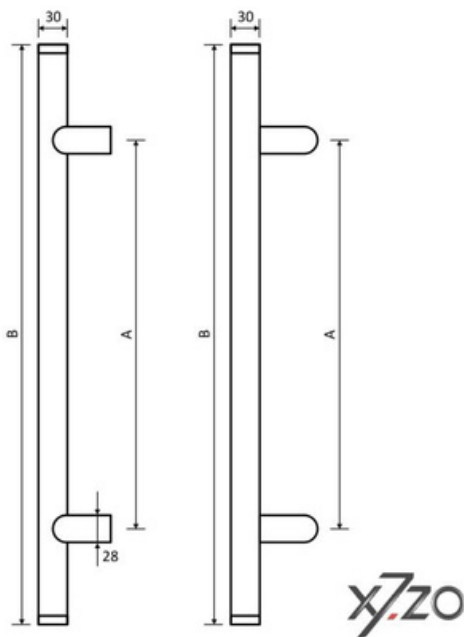


Dimensions

Length [mm] = B	Spacing [mm] = A
500	300



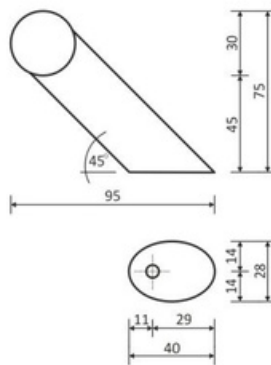
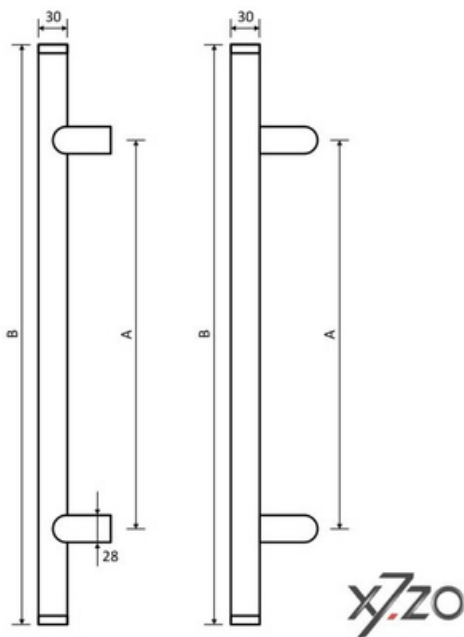
Elegant, modern door handle diameter 30, made of a combination of stainless steel and an aluminum shaft. Mounted at an angle of 45°. The handle is made of an aluminum roller, electrostatically painted black with a delicate structure, finished with a stainless steel plate, while the brackets made of stainless steel are in the color of inox. Designed for installation on all door leaves.



Dimensions

Length [mm] = B	Spacing [mm] = A
500	300

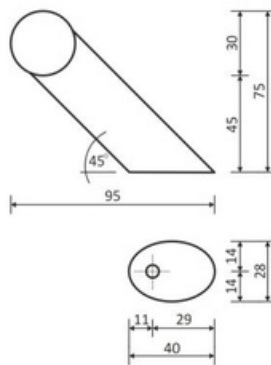
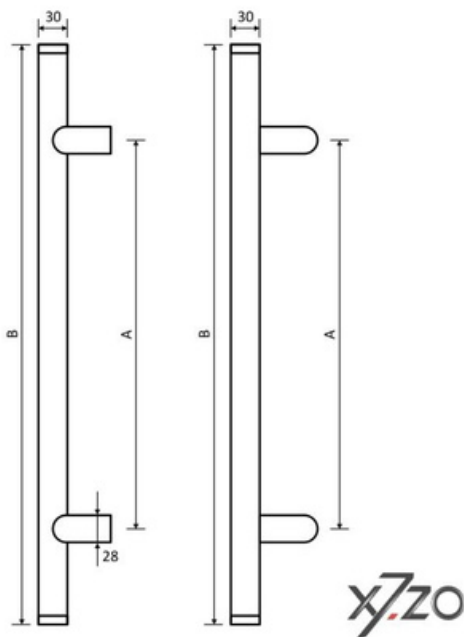
A modern door handle, diameter 30, made of an aluminum shaft. Mounted at an angle of 45°. The electrostatically painted black handle with a delicate structure is finished with a black anodized aluminum strip, similarly to the brackets. Designed for installation on all door leaves.



Dimensions

Length [mm] = B	Spacing [mm] = A
500	300

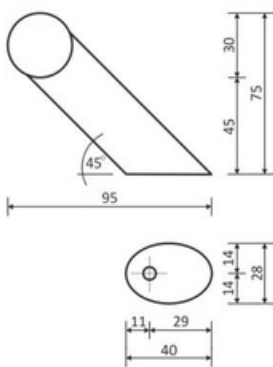
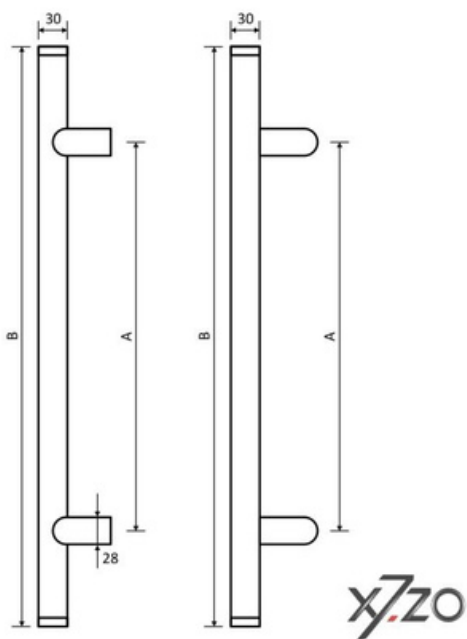
Innovative door handle diameter 30, made of an aluminum shaft. Mounted at an angle of 45°. The electrostatically painted red handle with a delicate structure is finished with a black anodized aluminum strip, similarly to the brackets. Designed for installation on all door leaves.



Dimensions

Length [mm] = B	Spacing [mm] = A
500	300


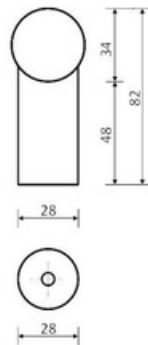
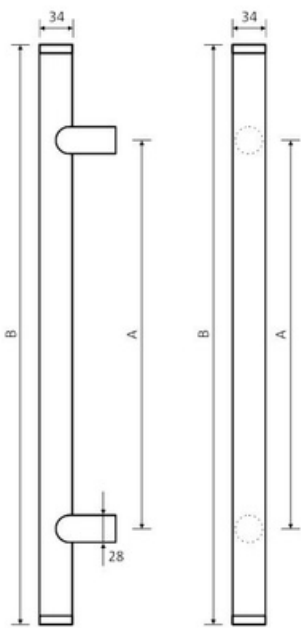
Classic door handle fi 30, made of aluminum shaft. Mounted at an angle of 45°. The handle is electrostatically painted white and finished with a black anodized aluminum strip, similarly to the brackets. Designed for installation on all door leaves



Dimensions

Length [mm] = B	Spacing [mm] = A
500	300

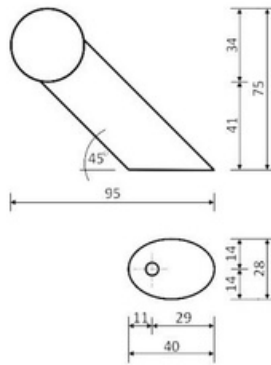
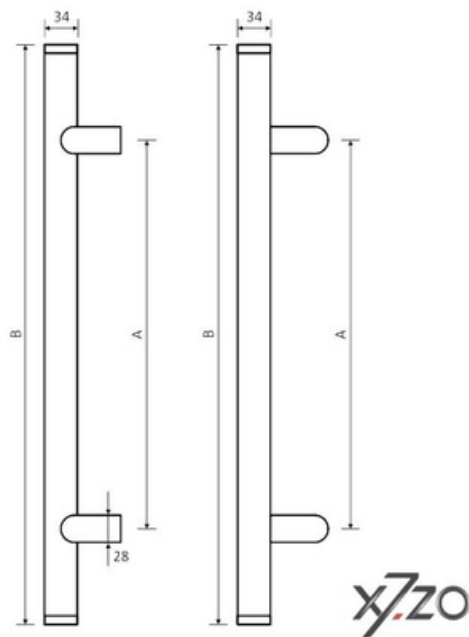
The innovative door handle fi 34 is a combination of carbon fiber, from which the handle is made, and stainless steel as a finishing element - slabs. The detail made of carbon fiber has been painted to a high gloss; resistant to UV rays. Fixed at an angle of 90°. Designed for all types of doors.



Dimensions

Length [mm] = B	Spacing [mm] = A
500	345

The innovative door handle fi 34 is a combination of carbon fiber, from which the handle is made, and stainless steel as a finishing element - slabs. The detail made of carbon fiber has been painted to a high gloss; resistant to UV rays. Mounted at an angle of 45°. Designed for all types of doors.

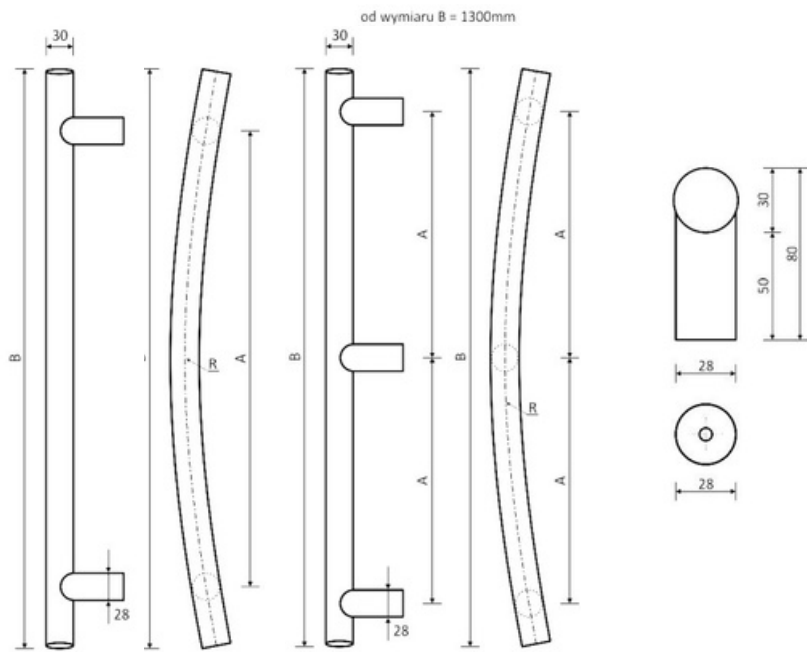


Dimensions

Length [mm] = B	Spacing [mm] = A
500	345



The classic door handle fi 30 is fully made of stainless steel. Fixed at an angle of 90°. Designed for all types of doors. At the customer's request, we adjust the length and bending radius with an accuracy of 1 mm at no additional charge.



Dimensions

Length [mm] = B	Spacing [mm] = A
700	500

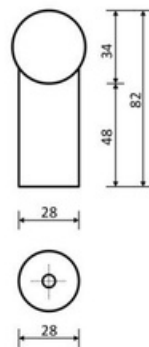

Dimensions

| z10

Length [mm] = B	Spacing [mm] = A
750	500
800	600
850	600
900	700
950	700
1000	800
1050	800
1100	850
1150	850
1200	900
1250	900
1300	550+550
1350	575+575
1400	600+600
1450	625+625
1500	650+650
1550	675+675
1600	700+700
1650	725+725
1700	750+750
1750	775+775
1800	800+800

1800

The door handle diameter 34 is a combination of oak wood and black anodized aluminum brackets. The wooden handle is additionally protected with the highest quality oil, which ensures a longer service life of the detail. The handle is mounted at an angle of 90°. Designed for all types of doors.



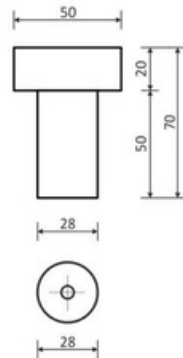
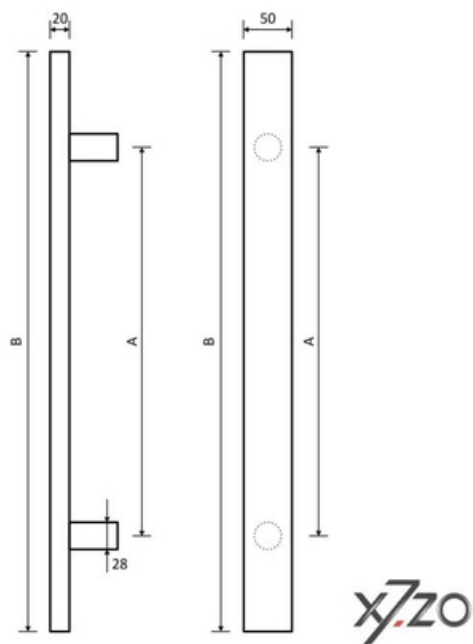
Dimensions

Length [mm] = B	Spacing [mm] = A
500	300

Handrail with wooden elements

| z11 50x20

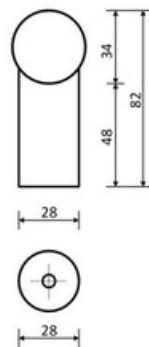
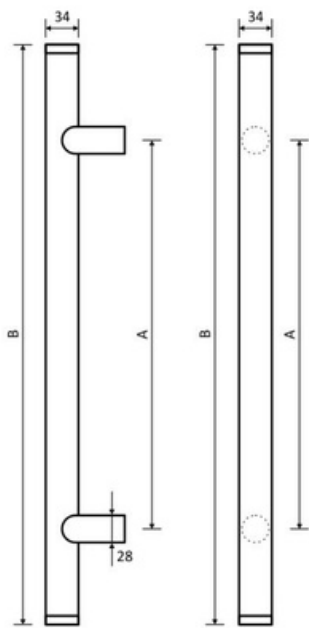
The rectangular door handle with a cross-section of 50x20 is a combination of oak wood and black anodized aluminum brackets. The wooden handle is additionally protected with the highest quality oil, which ensures a longer service life of the detail. The handle is mounted at an angle of 90°. Designed for all types of doors.



Dimensions

Length [mm] = B	Spacing [mm] = A
500	300


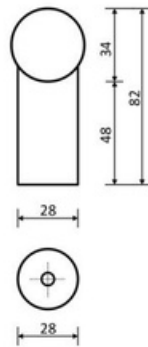
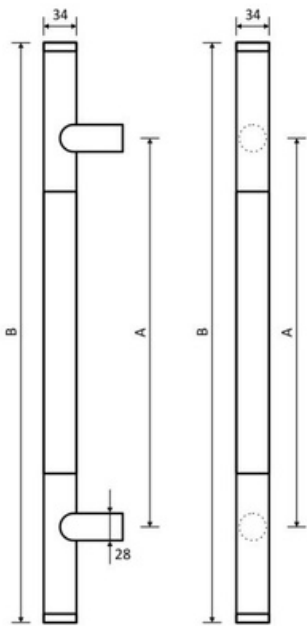
Door handle with a diameter of 34 is a combination of oak wood with aluminum brackets and a slab, anodized in black. The wooden handle is additionally protected with the highest quality oil, which ensures a longer service life of the detail. The handle is mounted at an angle of 90°. Designed for all types of doors.



Dimensions

Length [mm] = B	Spacing [mm] = A
500	300


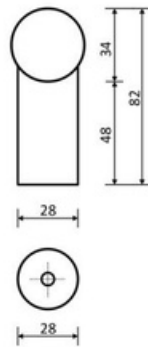
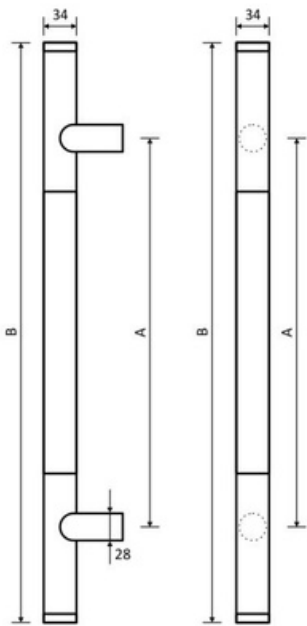
The door handle with a diameter of 34 mm is a combination of the highest quality materials. The handle is made of carbon fiber and Italian black leather - hand-sewn with red thread. The slab that finishes the door handle and the brackets are made of stainless steel. Fixed at an angle of 90°. Intended for indoor use only.



Dimensions

Length [mm] = B	Spacing [mm] = A
500	345


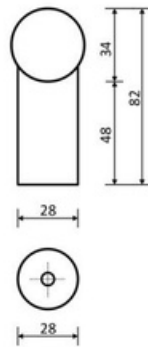
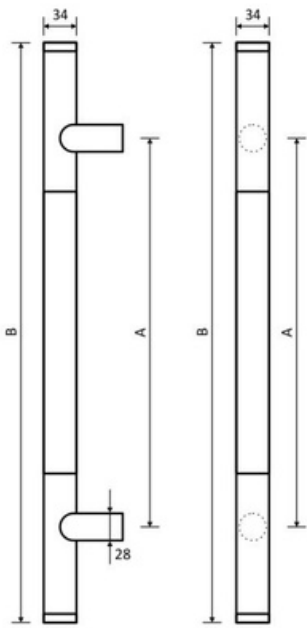
The door handle with a diameter of 34 mm is a combination of the highest quality materials. The handle is made of carbon fiber and Italian yellow leather - hand-sewn with black thread. The slab that finishes the door handle and the brackets are made of stainless steel. Fixed at an angle of 90°. Intended for indoor use only.



Dimensions

Length [mm] = B	Spacing [mm] = A
500	345

The door handle with a diameter of 34 mm is a combination of the highest quality materials. The handle is made of carbon fiber and Italian red leather - hand-sewn with black thread. The slab that finishes the door handle and the brackets are made of stainless steel. Fixed at an angle of 90°. Intended for indoor use only.



Dimensions

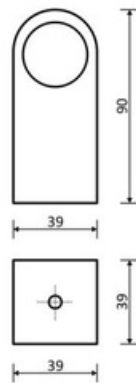
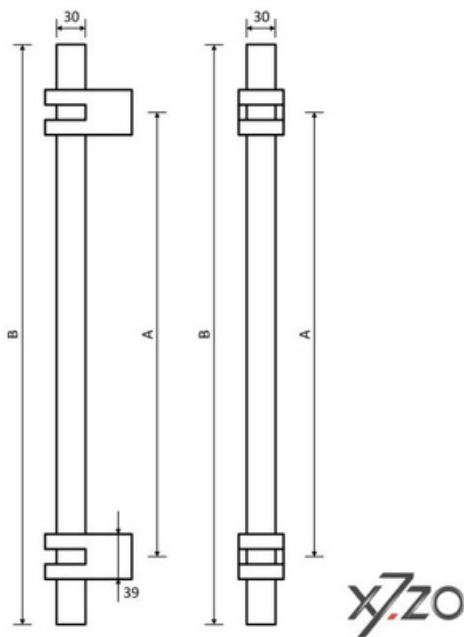
Length [mm] = B	Spacing [mm] = A
500	345



The handle of the modern door handle with a diameter of 30 mm is made of stainless steel, while the brackets are made of aluminum and then electrostatically painted in matt black. Mounted at an angle 90°.

Door handle designed for all types of door leaves.

At the customer's request, the length of the handle and its spacing are variable, made with an accuracy of 1 mm at no additional charge.



Dimensions

Length [mm] = B	Spacing [mm] = A
450	350

Dimensions

| z15

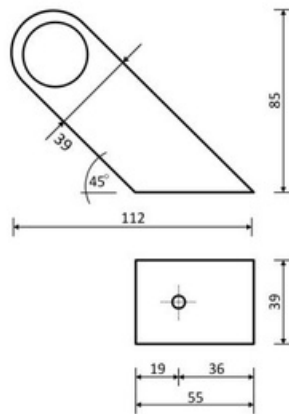
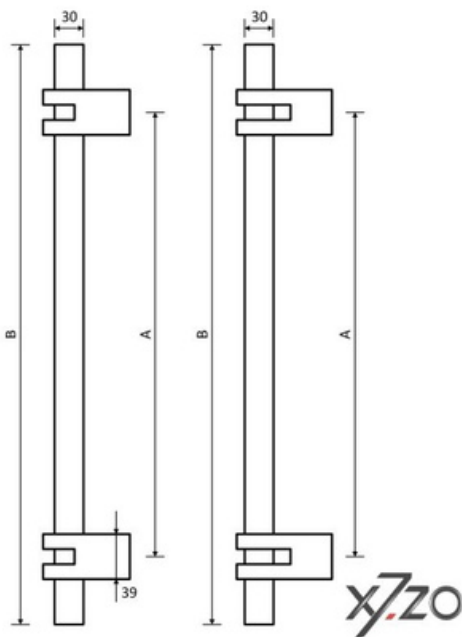
Length [mm] = B	Spacing [mm] = A
500	400
550	450
600	500
650	550
700	600
750	650
800	700
850	750
900	800
950	850
1000	900
1050	950
1100	1000
1150	1050
1200	1100
1250	1150
1300	1200
1350	1250
1400	1300
1450	1350
1500	1400
1550	1450
1600	1500
1650	1550
1700	1600

1700

The handle of the modern door handle with a diameter of 30 mm is made of stainless steel, while the brackets are made of aluminum and then electrostatically painted in matt black. Mounted at an angle 45°.

Door handle designed for all types of door leaves.

At the customer's request, the length of the handle and its spacing are variable, made with an accuracy of 1 mm at no additional charge.



Dimensions

Length [mm] = B	Spacing [mm] =
450	A 350

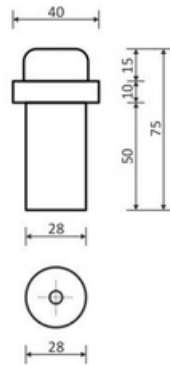
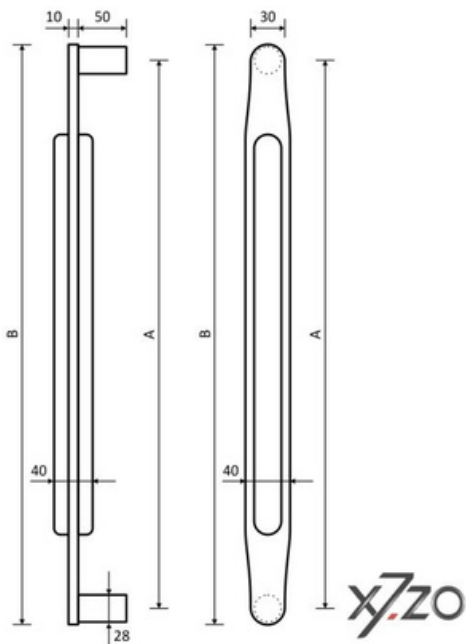
Dimensions

z16

Length [mm] = B	Spacing [mm] =
500	A 400
550	450
600	500
650	550
700	600
750	650
800	700
850	750
900	800
950	850
1000	900
1050	950
1100	1000
1150	1050
1200	1100
1250	1150
1300	1200
1350	1250
1400	1300
1450	1350
1500	1400
1550	1450
1600	1500
1650	1550

1700

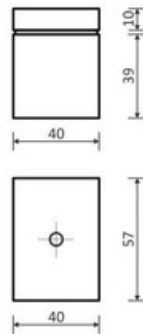
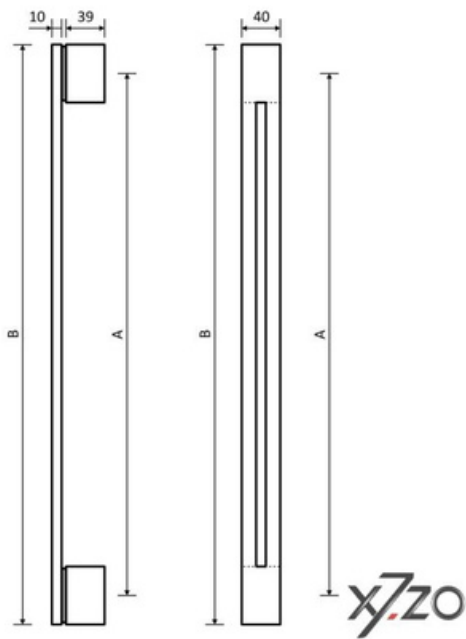
A door handle whose handle is a combination of electrostatically painted black steel with a delicate structure and cladding made of oak wood protected with high-quality oil. The brackets are made of black anodized aluminum. Fixed at an angle of 90°. Door handle designed for all types of door leaves.



Dimensions

Length [mm] = B	Spacing [mm] = A
480	450

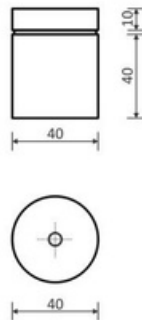
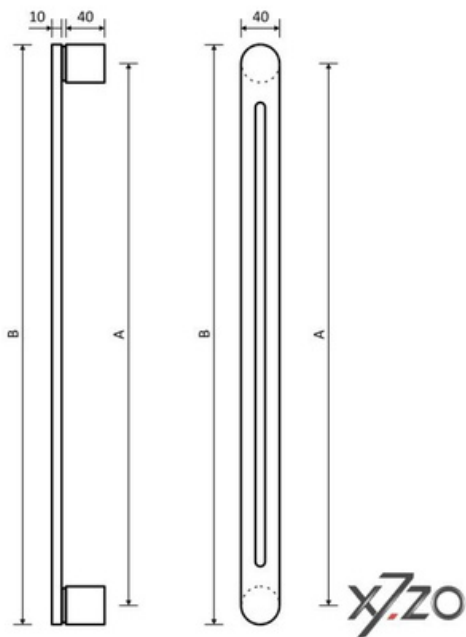
A modern form of door handle, the handle of which is made of electrostatically painted black steel, covered with a delicate structure. The brackets made of aluminum were also electrostatically painted matt black. Mounted at an angle of 90°. Door handle designed for all types of door leaves.



Dimensi

Length [mm] = B	Spacing [mm] =
480	A 420

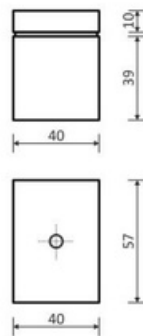
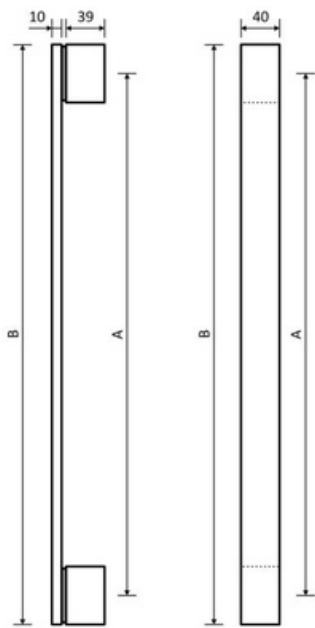
A modern form of door handle, the handle of which is made of electrostatically painted black steel, covered with a delicate structure. The brackets made of aluminum were also electrostatically painted matte black. Mounted at an angle of 90°. Door handle designed for all types of door leaves.



Dimensi

Length [mm] = B	Spacing [mm] =
450	A 410


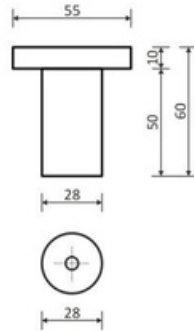
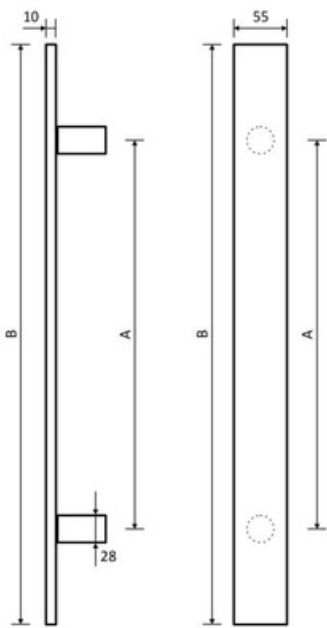
A modern form of door handle, the handle of which is made of electrostatically painted black steel, covered with a delicate structure. The brackets made of aluminum were also electrostatically painted matte black. Mounted at an angle of 90°. Door handle designed for all types of door leaves.



Dimensions

Length [mm] = B	Spacing [mm] = A
498	435



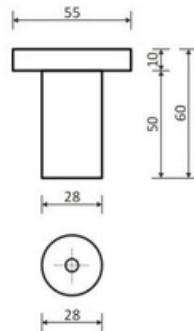
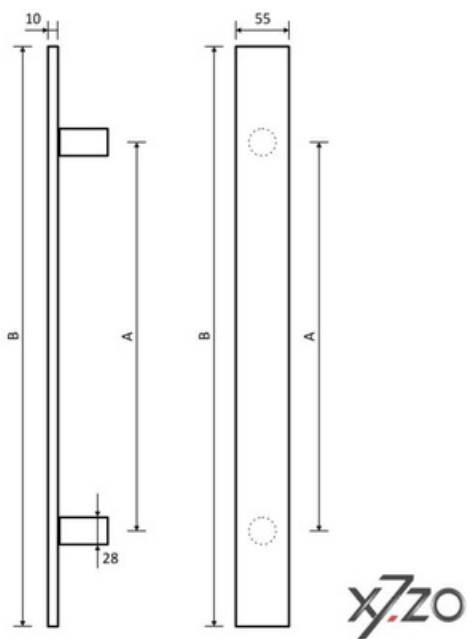
An innovative and bold door handle, the handle of which is made of graphite-colored glass-umbrella, while the brackets are made of polished and satin-finished stainless steel. Fixed at an angle of 90°. Intended for indoor use only.



Dimensions

Length [mm] = B	Spacing [mm] = A
500	300


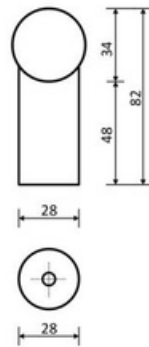
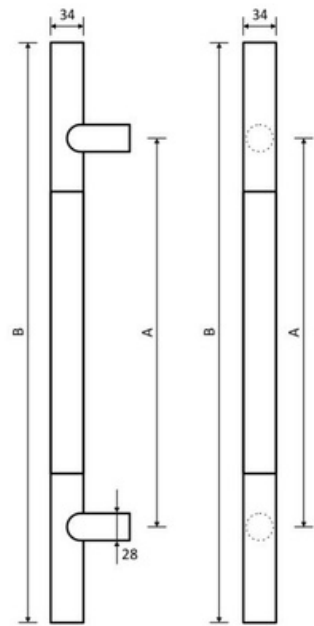
An innovative and bold door handle with a handle made of glass - an umbrella in OptiWhite color, while the brackets are made of polished and satin-finished stainless steel. Fixed at an angle of 90°. Intended for indoor use only.



Dimensions

Length [mm] = B	Spacing [mm] = A
500	300

A classic form of handle in a stylish version. The handle is a combination of polished and satin-finished stainless steel and oak wood protected with high-quality oil. The brackets are made of polished and satin-finished stainless steel. Fixed at an angle of 90°.

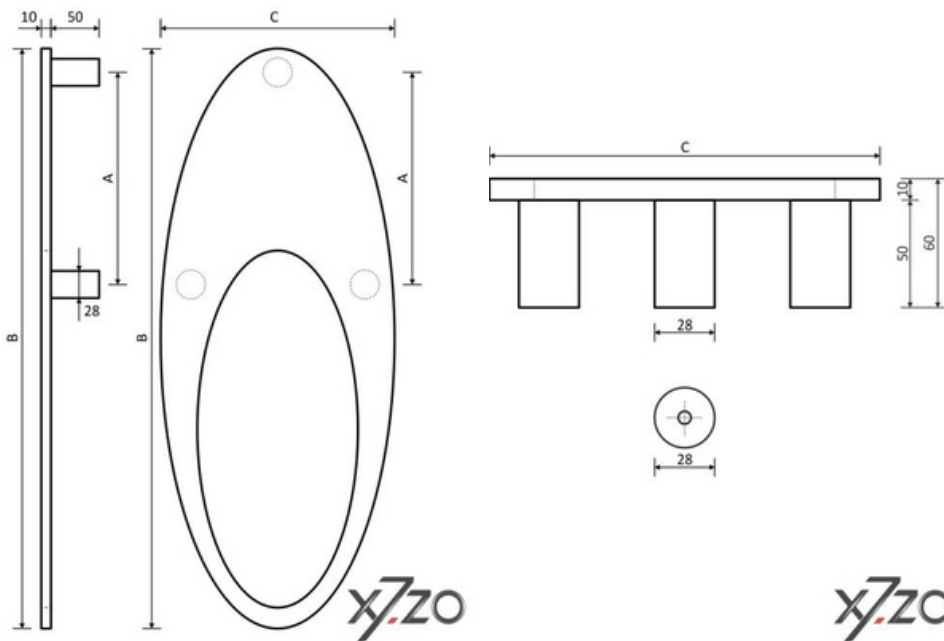


Dimensions

Length [mm] = B	Spacing [mm] = A
500	300



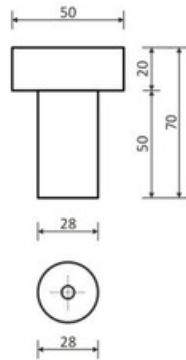
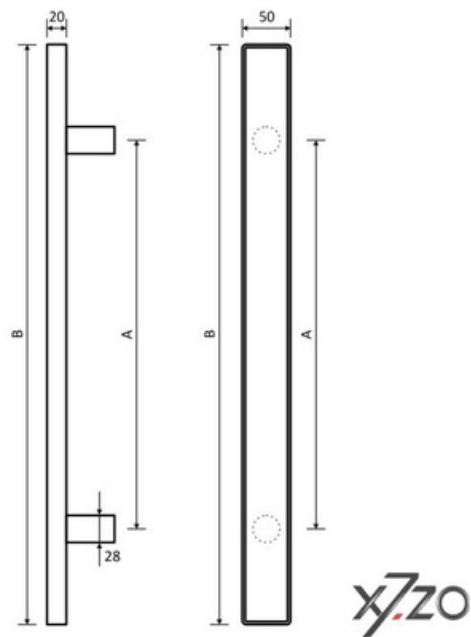
The modern and bold oval door handle is made of electrostatically painted black steel. It has a delicate structure. The brackets are made of aluminum, anodized black. Fixed at an angle of 90°. Door handle designed for all types of door leaves.



Dimensions

Length [mm] = B	Spacing [mm] = A
450	350

Door handle with rounded corners made of electrostatically painted black aluminum with a delicate structure and wooden application. Supports made of black anodized aluminum. Fixed at an angle of 90°.



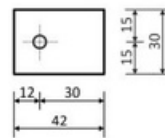
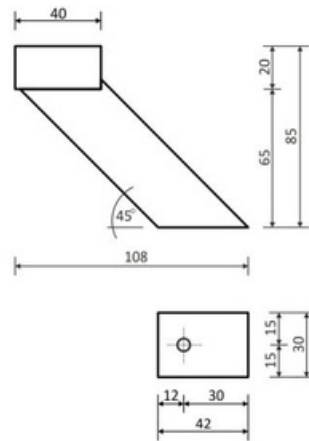
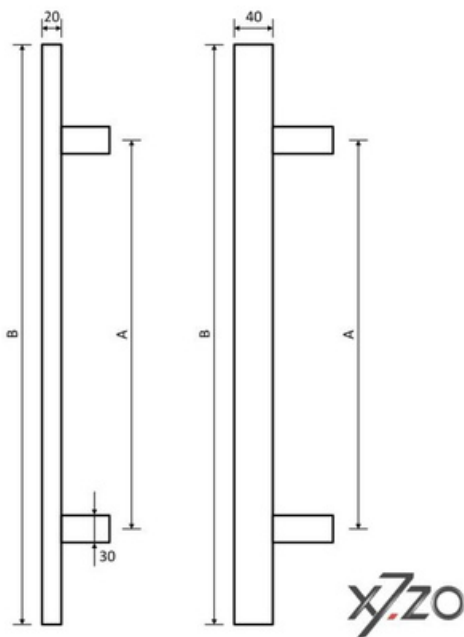
Dimensions

Length [mm] = B	Spacing [mm] = A
490	300

The door handle is made entirely of stainless steel, with a rectangular handle and brackets made of a square bar. Mounted at an angle of 45°.

Designed for all types of door leaves.

At the customer's request, the length of the handle and its spacing are variable, made with an accuracy of 1 mm at no additional charge.



Dimensions

Length [mm] = B	Spacing [mm] = A
350	250

Dimensions

| z27 40x20

Length [mm] = B	Spacing [mm] = A
400	300
450	325
500	350
550	375
600	400
650	400
700	500
750	500
800	600
850	600
900	700
950	700
1000	800
1050	800
1100	850
1150	850
1200	900
1250	900
1300	1000
1350	1000
1400	1100
1450	1100
1500	1200
1550	1200
1600	1300
1650	1300
1700	1400
1750	1400
1800	1500
1850	1500
1900	1550
1950	1550
2000	1600
2050	1600
2100	1700
2150	1700
2200	1700
2250	1700
2300	


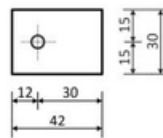
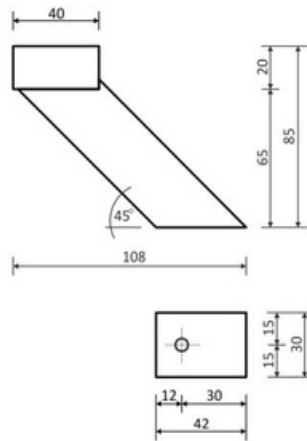
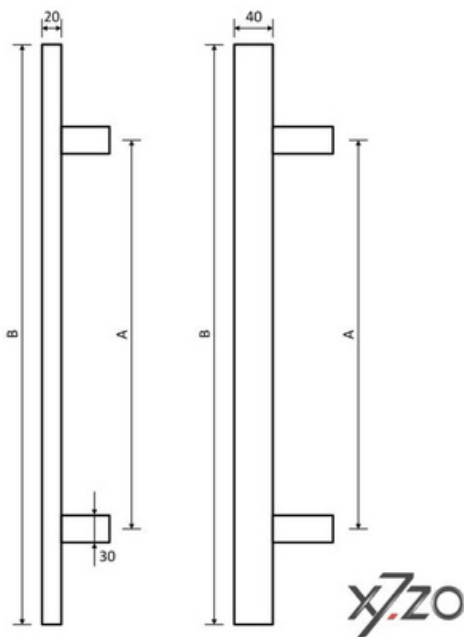
Dimensions

| z27 40x20

Length [mm] = B	Spacing [mm] = A
2350	1700
2400	1700
2450	1700
2500	1700

The door handle is made entirely of stainless steel, electrostatically painted black, with a delicate structure, the handle is rectangular, and the brackets are made of a square bar. Mounted at an angle of 45°. Designed for all types of door leaves.

At the customer's request, the length of the handle and its spacing are variable, made with an accuracy of 1 mm at no additional charge.



Dimensions

Length [mm] = B	Spacing [mm] = A
350	250

Dimensions

| z27 40x20 b

Length [mm] = B	Spacing [mm] = A
400	300
450	325
500	350
550	375
600	400
650	400
700	500
750	500
800	600
850	600
900	700
950	700
1000	800
1050	800
1100	850
1150	850
1200	900
1250	900
1300	1000
1350	1000
1400	1100
1450	1100
1500	1200
1550	1200
1600	1300
1650	1300
1700	1400
1750	1400
1800	1500
1850	1500
1900	1550
1950	1550
2000	1600
2050	1600
2100	1700
2150	1700
2200	1700
2250	1700
2300	

Dimensions

| z27 40x20 b

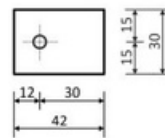
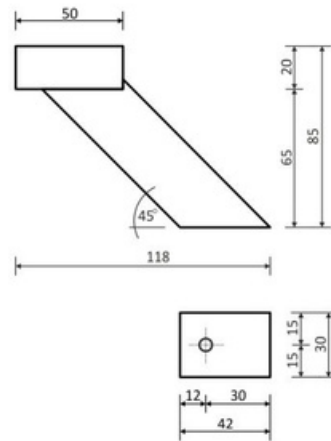
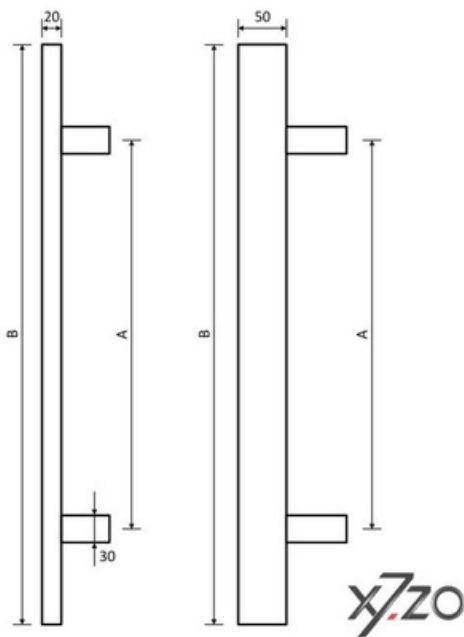
Length [mm] = B	Spacing [mm] = A
2350	1700
2400	1700
2450	1700
2500	1700



The door handle is made entirely of stainless steel, with a rectangular handle and brackets made of a square bar. Mounted at an angle of 45°.

Designed for all types of door leaves.

At the customer's request, the length of the handle and its spacing are variable, made with an accuracy of 1 mm at no additional charge.



Dimensions

Length [mm] = B	Spacing [mm] = A
350	250

Dimensions

| z27 50x20

Length [mm] = B	Spacing [mm] = A
400	300
450	325
500	350
550	375
600	400
650	400
700	500
750	500
800	600
850	600
900	700
950	700
1000	800
1050	800
1100	850
1150	850
1200	900
1250	900
1300	1000
1350	1000
1400	1100
1450	1100
1500	1200
1550	1200
1600	1300
1650	1300
1700	1400
1750	1400
1800	1500
1850	1500
1900	1550
1950	1550
2000	1600
2050	1600
2100	1700
2150	1700
2200	1700
2250	1700
2300	


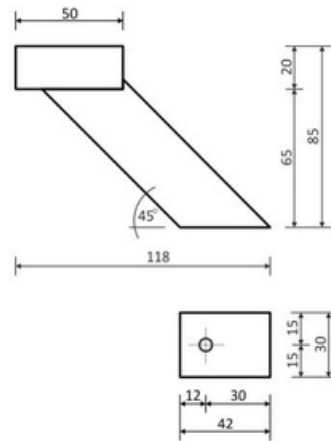
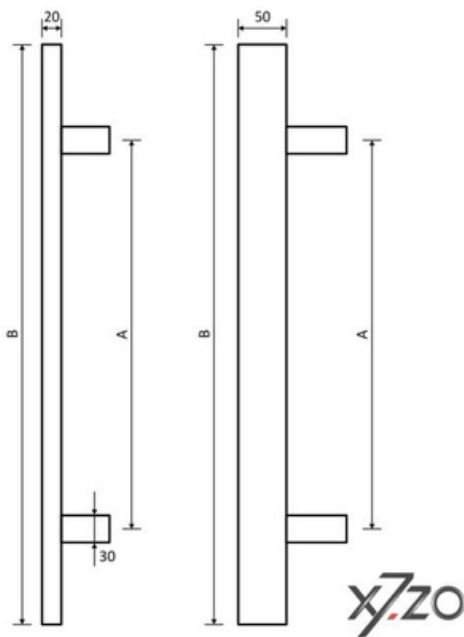
Dimensions

| z27 50x20

Length [mm] = B	Spacing [mm] =
2350	A 1700
2400	1700
2450	1700
2500	1700

The door handle is made entirely of stainless steel, electrostatically painted black, with a delicate structure, the handle is rectangular, and the brackets are made of a square bar. Mounted at an angle of 45°. Designed for all types of door leaves.

At the customer's request, the length of the handle and its spacing are variable, made with an accuracy of 1 mm at no additional charge.



Dimensions

Length [mm] = B	Spacing [mm] = A
350	250

Dimensions

| z27 50x20 b

Length [mm] = B	Spacing [mm] =
400	A 300
450	325
500	350
550	375
600	400
650	400
700	500
750	500
800	600
850	600
900	700
950	700
1000	800
1050	800
1100	850
1150	850
1200	900
1250	900
1300	1000
1350	1000
1400	1100
1450	1100
1500	1200
1550	1200
1600	1300
1650	1300
1700	1400
1750	1400
1800	1500
1850	1500
1900	1550
1950	1550
2000	1600
2050	1600
2100	1700
2150	1700
2200	1700
2250	1700
2300	

Dimensions


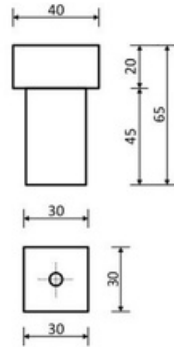
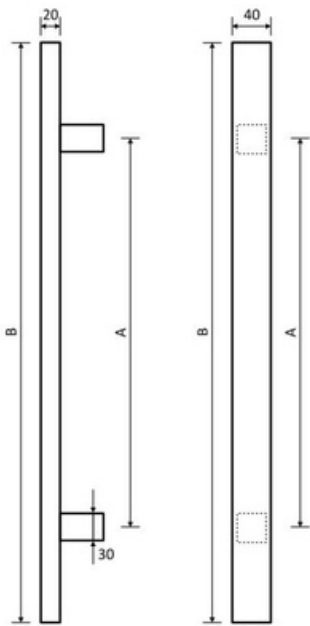
| z27 50x20 b

Length [mm] = B	Spacing [mm] = A
2350	1700
2400	1700
2450	1700
2500	1700

The door handle is made entirely of stainless steel, with a rectangular handle and brackets made of a square bar. Fixed at an angle of 90°.

Designed for all types of door leaves.

At the customer's request, the length of the handle and its spacing are variable, made with an accuracy of 1 mm at no additional charge.



Dimensions

Length [mm] = B	Spacing [mm] = A
350	250

Dimensions

| z28 40x20

Length [mm] = B	Spacing [mm] = A
400	300
450	325
500	350
550	375
600	400
650	400
700	500
750	500
800	600
850	600
900	700
950	700
1000	800
1050	800
1100	850
1150	850
1200	900
1250	900
1300	1000
1350	1000
1400	1100
1450	1100
1500	1200
1550	1200
1600	1300
1650	1300
1700	1400
1750	1400
1800	1500
1850	1500
1900	1550
1950	1550
2000	1600
2050	1600
2100	1700
2150	1700
2200	1700
2250	1700
2300	


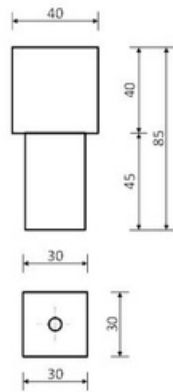
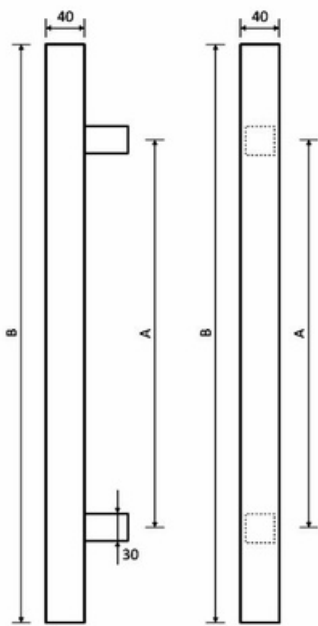
Dimensions

| z28 40x20

Length [mm] = B	Spacing [mm] = A
2350	1700
2400	1700
2450	1700
2500	1700

The door handle is made entirely of stainless steel, with a square handle and brackets made of a square bar. Fixed at an angle of 90°. Designed for all types of door leaves.

At the customer's request, the length of the handle and its spacing are variable, made with an accuracy of 1 mm at no additional charge.



Dimensions

Length [mm] = B	Spacing [mm] = A
350	250

Dimensions

| z28 40x40

Length [mm] = B	Spacing [mm] = A
400	300
450	325
500	350
550	375
600	400
650	400
700	500
750	500
800	600
850	600
900	700
950	700
1000	800
1050	800
1100	850
1150	850
1200	900
1250	900
1300	1000
1350	1000
1400	1100
1450	1100
1500	1200
1550	1200
1600	1300
1650	1300
1700	1400
1750	1400
1800	1500
1850	1500
1900	1550
1950	1550
2000	1600
2050	1600
2100	1700
2150	1700
2200	1700
2250	1700
2300	

Dimensions

| z28 40x40


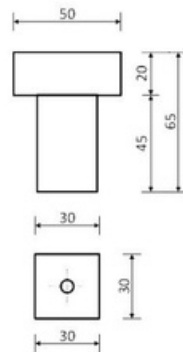
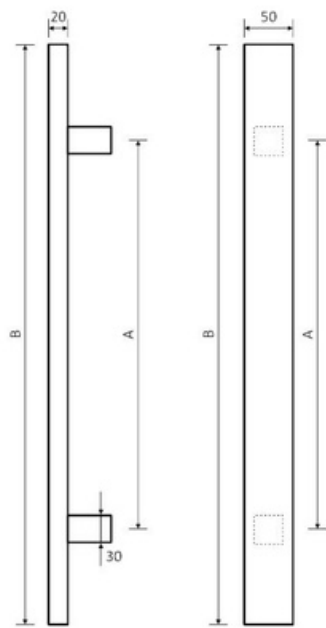
Length [mm] = B	Spacing [mm] = A
2350	1700
2400	1700
2450	1700
2500	1700



The door handle is made entirely of stainless steel, with a rectangular handle and brackets made of a square bar. Fixed at an angle of 90°.

Designed for all types of door leaves.

At the customer's request, the length of the handle and its spacing are variable, made with an accuracy of 1 mm at no additional charge.



Dimensions

Length [mm] = B	Spacing [mm] = A
350	250

Dimensions

| z28 50x20

Length [mm] = B	Spacing [mm] = A
400	300
450	325
500	350
550	375
600	400
650	400
700	500
750	500
800	600
850	600
900	700
950	700
1000	800
1050	800
1100	850
1150	850
1200	900
1250	900
1300	1000
1350	1000
1400	1100
1450	1100
1500	1200
1550	1200
1600	1300
1650	1300
1700	1400
1750	1400
1800	1500
1850	1500
1900	1550
1950	1550
2000	1600
2050	1600
2100	1700
2150	1700
2200	1700
2250	1700
2300	

Dimensions

| z28 50x20

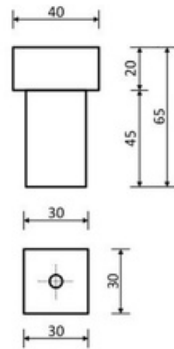
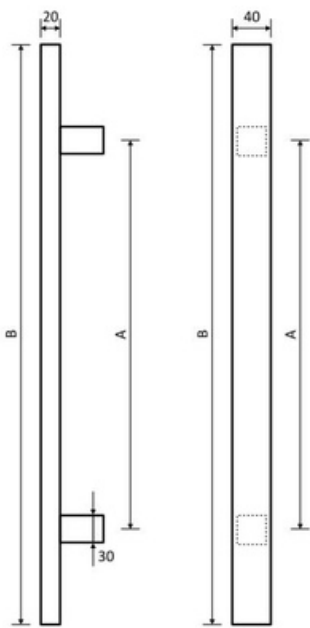
Length [mm] = B	Spacing [mm] = A
2350	1700
2400	1700
2450	1700
2500	1700

Stainless steel handle

| z28 b40x20

The door handle is made entirely of stainless steel, electrostatically painted black, with a delicate structure, the handle is rectangular, and the brackets are made of a square bar. Fixed at an angle of 90°. Designed for all types of door leaves.

At the customer's request, the length of the handle and its spacing are variable, made with an accuracy of 1 mm at no additional charge.



Dimensions

Length [mm] = B	Spacing [mm] = A
350	250

Dimensions

| z28 b40x20

Length [mm] = B	Spacing [mm] = A
400	300
450	325
500	350
550	375
600	400
650	400
700	500
750	500
800	600
850	600
900	700
950	700
1000	800
1050	800
1100	850
1150	850
1200	900
1250	900
1300	1000
1350	1000
1400	1100
1450	1100
1500	1200
1550	1200
1600	1300
1650	1300
1700	1400
1750	1400
1800	1500
1850	1500
1900	1550
1950	1550
2000	1600
2050	1600
2100	1700
2150	1700
2200	1700
2250	1700
2300	

Dimensions

| z28 b40x20


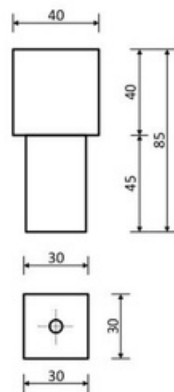
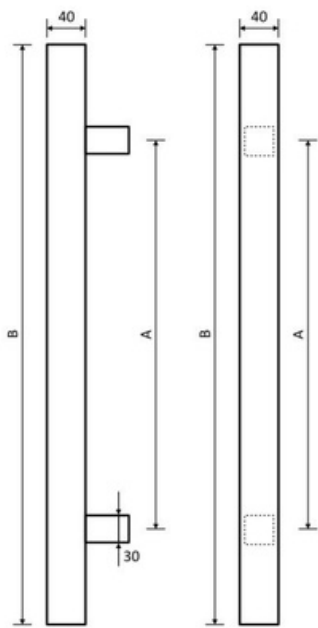
Length [mm] = B	Spacing [mm] = A
2350	1700
2400	1700
2450	1700
2500	1700

Stainless steel handle

| z28 b40x40

The door handle is made entirely of stainless steel, electrostatically painted black, with a delicate structure, the handle has a square cross-section and the brackets are made of a square cross-section rod. Fixed at an angle of 90°. Designed for all types of door leaves.

At the customer's request, the length of the handle and its spacing are variable, made with an accuracy of 1 mm at no additional charge.



Dimensions

Length [mm] = B	Spacing [mm] = A
350	250

Dimensions

| z28 b40x40

Length [mm] = B	Spacing [mm] = A
400	300
450	325
500	350
550	375
600	400
650	400
700	500
750	500
800	600
850	600
900	700
950	700
1000	800
1050	800
1100	850
1150	850
1200	900
1250	900
1300	1000
1350	1000
1400	1100
1450	1100
1500	1200
1550	1200
1600	1300
1650	1300
1700	1400
1750	1400
1800	1500
1850	1500
1900	1550
1950	1550
2000	1600
2050	1600
2100	1700
2150	1700
2200	1700
2250	1700
2300	

Dimensions

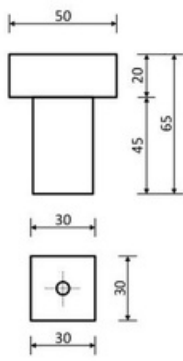
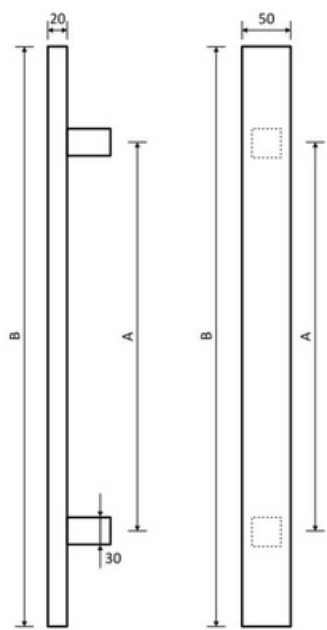
| z28 b40x40

Length [mm] = B	Spacing [mm] = A
2350	1700
2400	1700
2450	1700
2500	1700



The door handle is made entirely of stainless steel, electrostatically painted black, with a delicate structure, the handle is rectangular, and the brackets are made of a square bar. Fixed at an angle of 90°. Designed for all types of door leaves.

At the customer's request, the length of the handle and its spacing are variable, made with an accuracy of 1 mm at no additional charge.



Dimensions

Length [mm] = B	Spacing [mm] = A
350	250

Dimensions

| z28 b50x20

Length [mm] = B	Spacing [mm] = A
400	300
450	325
500	350
550	375
600	400
650	400
700	500
750	500
800	600
850	600
900	700
950	700
1000	800
1050	800
1100	850
1150	850
1200	900
1250	900
1300	1000
1350	1000
1400	1100
1450	1100
1500	1200
1550	1200
1600	1300
1650	1300
1700	1400
1750	1400
1800	1500
1850	1500
1900	1550
1950	1550
2000	1600
2050	1600
2100	1700
2150	1700
2200	1700
2250	1700
2300	

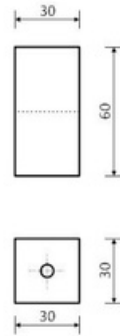
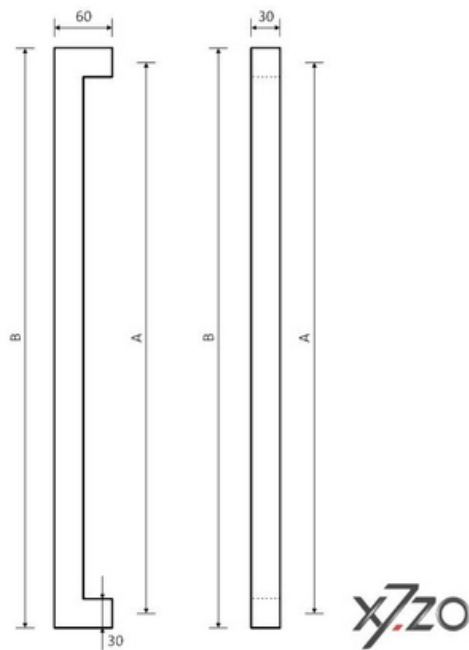
Dimensions

| z28 b50x20

Length [mm] = B	Spacing [mm] = A
2350	1700
2400	1700
2450	1700
2500	1700

The door handle is made entirely of polished, satin-finished stainless steel, with a square handle and brackets made of a square bar welded at a right angle. Fixed at an angle of 90°. Designed for all types of door leaves.

At the customer's request, the length of the handle and its spacing are variable, made with an accuracy of 1 mm at no additional charge.



Dimensions

Length [mm] = B	Spacing [mm] = A
350	320


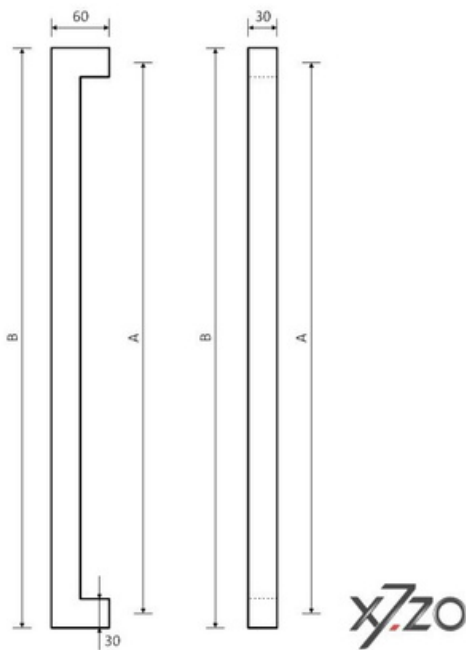
Dimensions

| z29 30x30

Length [mm] = B	Spacing [mm] = A
400	370
450	420
500	470
550	520
600	570
650	620
700	670
750	720
800	770
850	820
900	870
950	920
1000	970
1050	1020
1100	1070
1150	1120
1200	1170
1250	1220
1300	1270
1350	1320
1400	1370
1450	1420
1500	1470
1550	1520
1600	1570
1650	1620
1700	1670
1750	1720
1800	1770
1850	1820
1900	1870
1950	1920
2000	

The door handle is made entirely of polished, satin-finished stainless steel, with a square handle and brackets made of a square bar welded at a right angle. Fixed at an angle of 90°. Designed for all types of door leaves.

At the customer's request, the length of the handle and its spacing are variable, made with an accuracy of 1 mm at no additional charge.



Dimensions

Length [mm] = B	Spacing [mm] = A
350	310

Dimensions

| z29 40x40

Length [mm] = B	Spacing [mm] = A
400	360
450	410
500	460
550	510
600	560
650	610
700	660
750	710
800	760
850	810
900	860
950	910
1000	960
1050	1010
1100	1060
1150	1110
1200	1160
1250	1210
1300	1260
1350	1310
1400	1360
1450	1410
1500	1460
1550	1510
1600	1560
1650	1610
1700	1660
1750	1710
1800	1760
1850	1810
1900	1860
1950	1910
2000	1960
2050	2010
2100	2060
2150	2110
2200	2160
2250	2210
2300	2260

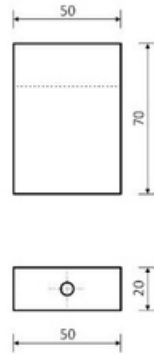
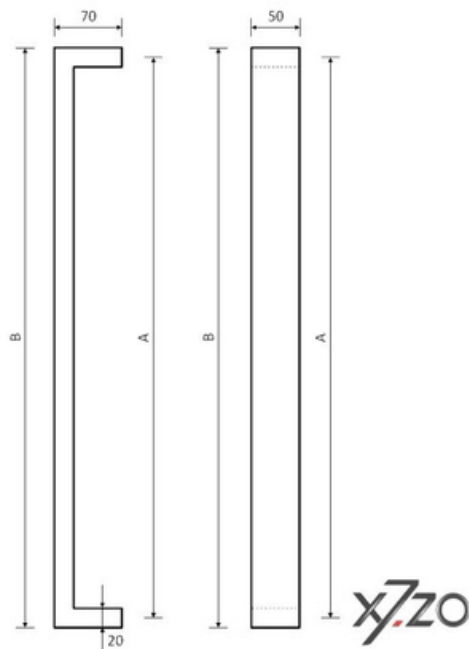
Dimensions

| z29 40x40

Length [mm] = B	Spacing [mm] = A
2350	2310
2400	2360
2450	2410
2500	2460

The door handle is made entirely of polished, satin-finished stainless steel, with a rectangular handle and brackets made of a flat bar, welded at a right angle. Fixed at an angle of 90°. Designed for all types of door leaves.

At the customer's request, the length of the handle and its spacing are variable, made with an accuracy of 1 mm at no additional charge.



Dimensions

Length [mm] = B	Spacing [mm] = A
350	330

Dimensions

| z29 50x20

Length [mm] = B	Spacing [mm] = A
400	380
450	430
500	480
550	530
600	580
650	630
700	680
750	730
800	780
850	830
900	880
950	930
1000	980
1050	1030
1100	1080
1150	1130
1200	1180
1250	1230
1300	1280
1350	1330
1400	1380
1450	1430
1500	1480
1550	1530
1600	1580
1650	1630
1700	1680
1750	1730
1800	1780
1850	1830
1900	1880
1950	1930
2000	1980
2050	2030
2100	2080
2150	2130
2200	2180
2250	2230
2300	2280

Dimensions

| z29 50x20

Length [mm] = B	Spacing [mm] = A
2350	2330
2400	2380
2450	2430
2500	2480

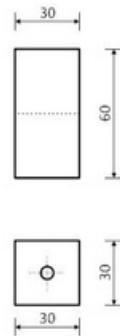
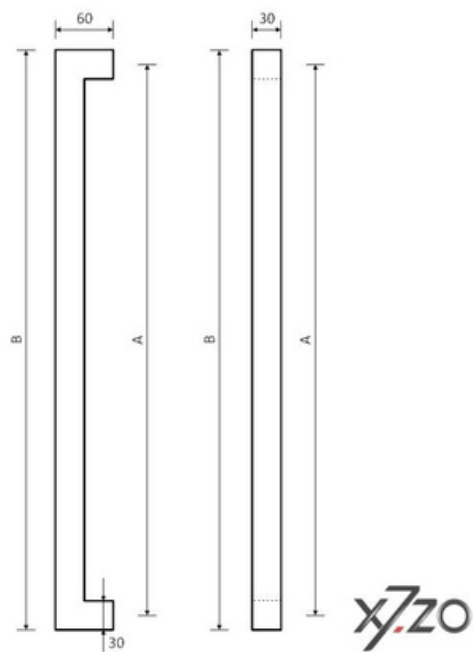


Stainless steel handle

| z29 b30x30

The door handle is made entirely of stainless steel, electrostatically painted black, with a delicate structure, the handle has a square cross-section, and the brackets are made of a square-section rod, welded at a right angle. Fixed at an angle of 90°. Designed for all types of door leaves.

At the customer's request, the length of the handle and its spacing are variable, made with an accuracy of 1 mm at no additional charge.



Dimensions

Length [mm] = B	Spacing [mm] = A
350	320

Dimensions

| z29 30x30



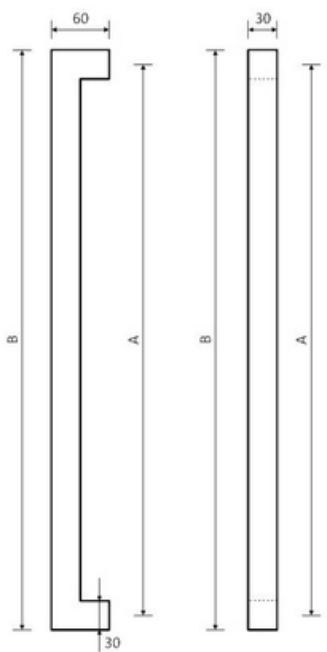
Length [mm] = B	Spacing [mm] = A
400	370
450	420
500	470
550	520
600	570
650	620
700	670
750	720
800	770
850	820
900	870
950	920
1000	970
1050	1020
1100	1070
1150	1120
1200	1170
1250	1220
1300	1270
1350	1320
1400	1370
1450	1420
1500	1470
1550	1520
1600	1570
1650	1620
1700	1670
1750	1720
1800	1770
1850	1820
1900	1870
1950	1920
2000	1970

Stainless steel handle

| z29 b40x40

The door handle is made entirely of stainless steel, electrostatically painted black, with a delicate structure, the handle has a square cross-section, and the brackets are made of a square-section rod, welded at a right angle. Fixed at an angle of 90°. Designed for all types of door leaves.

At the customer's request, the length of the handle and its spacing are variable, made with an accuracy of 1 mm at no additional charge.



Dimensions

Length [mm] = B	Spacing [mm] = A
350	310

Dimensions

| z29 b40x40

Length [mm] = B	Spacing [mm] = A
400	360
450	410
500	460
550	510
600	560
650	610
700	660
750	710
800	760
850	810
900	860
950	910
1000	960
1050	1010
1100	1060
1150	1110
1200	1160
1250	1210
1300	1260
1350	1310
1400	1360
1450	1410
1500	1460
1550	1510
1600	1560
1650	1610
1700	1660
1750	1710
1800	1760
1850	1810
1900	1860
1950	1910
2000	1960
2050	2010
2100	2060
2150	2110
2200	2160
2250	2210
2300	2260

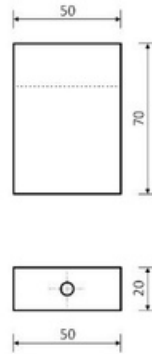
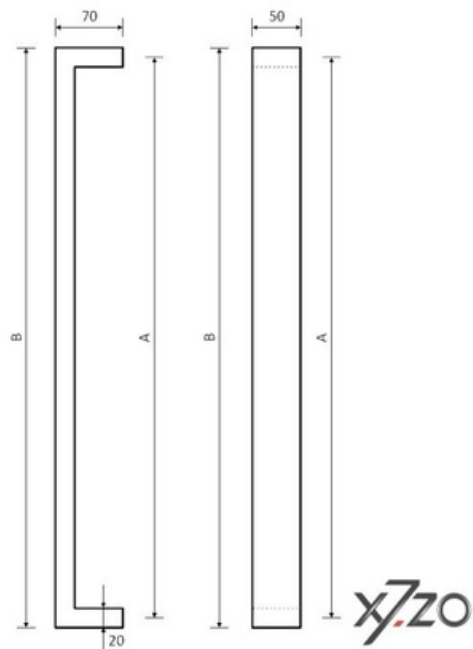
Dimensions

| z29 b40x40

Length [mm] = B	Spacing [mm] = A
2350	2310
2400	2360
2450	2410
2500	2460

The door handle is made entirely of stainless steel, electrostatically painted black, with a rectangular handle and brackets made of flat bar, welded at right angles. Fixed at an angle of 90°. Designed for all types of door leaves.

At the customer's request, the length of the handle and its spacing are variable, made with an accuracy of 1 mm at no additional charge.



Dimensions

Length [mm] = B	Spacing [mm] = A
350	330

Dimensions

| z29 b50x20

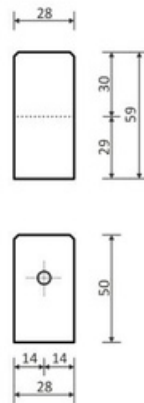
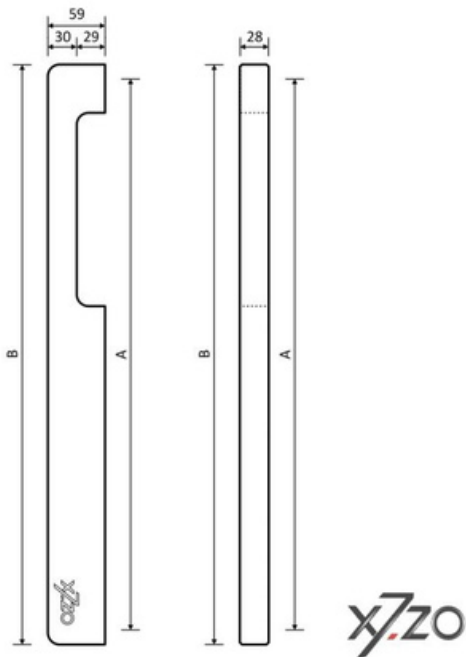
Length [mm] = B	Spacing [mm] = A
400	380
450	430
500	480
550	530
600	580
650	630
700	680
750	730
800	780
850	830
900	880
950	930
1000	980
1050	1030
1100	1080
1150	1130
1200	1180
1250	1230
1300	1280
1350	1330
1400	1380
1450	1430
1500	1480
1550	1530
1600	1580
1650	1630
1700	1680
1750	1730
1800	1780
1850	1830
1900	1880
1950	1930
2000	1980
2050	2030
2100	2080
2150	2130
2200	2180
2250	2230
2300	2280

Dimensions

| z29 b50x20

Length [mm] = B	Spacing [mm] = A
2350	2330
2400	2380
2450	2430
2500	2480

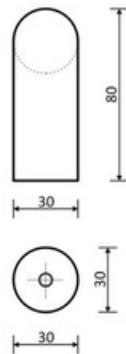
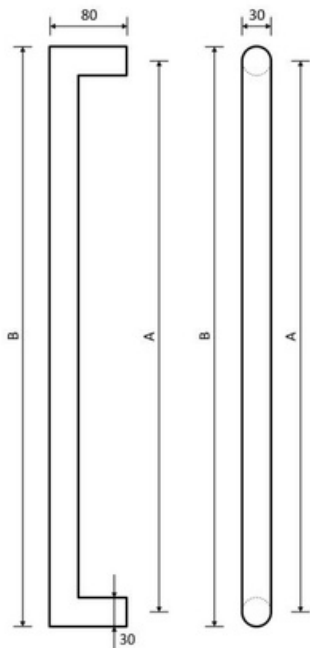
A non-standard door handle made of one piece of aluminum, electrostatically painted black with the inscription of the x7zo product line logo. Can be mounted vertically or horizontally. Designed for all types of door leaves.



Dimensions

Length [mm] = B	Spacing [mm] = A
490	450

Classic door handle with a diameter of 30 mm, entirely made of stainless steel. Electrostatically painted black with a delicate structure. Brackets made of round bar, welded at right angles. Fixed at an angle of 90°. Designed for all types of door leaves. At the customer's request, the length of the handle and its spacing are variable, made with an accuracy of 1 mm at no additional charge.



Dimensions

Length [mm] = B	Spacing [mm] = A
350	320

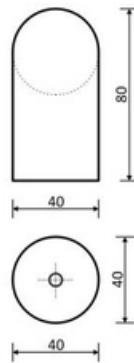
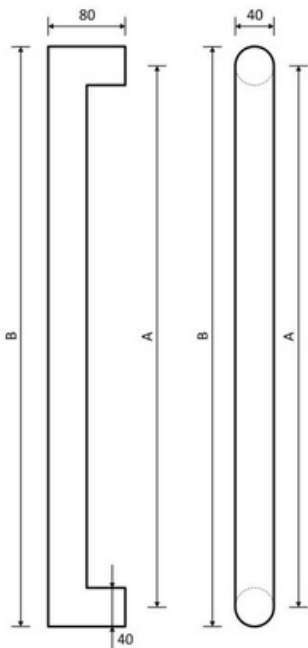
Dimensions

| z31 b30

Length [mm] = B	Spacing [mm] = A
400	370
450	420
500	470
550	520
600	570
650	620
700	670
750	720
800	770
850	820
900	870
950	920
1000	970
1050	1020
1100	1070
1150	1120
1200	1170
1250	1220
1300	1270
1350	1320
1400	1370
1450	1420
1500	1470
1550	1520
1600	1570
1650	1620
1700	1670
1750	1720
1800	1770
1850	1820
1900	1870
1950	1920
2000	1970

Classic door handle with a diameter of 40 mm, entirely made of stainless steel. Electrostatically painted black with a delicate structure. Brackets made of round bar, welded at right angles. Mounted at an angle of 90°. Designed for all types of door leaves.

At the customer's request, the length of the handle and its spacing are variable, made with an accuracy of 1 mm at no additional charge.



Dimensions

Length [mm] = B	Spacing [mm] = A
350	310

Dimensions

| z31 b40

Length [mm] = B	Spacing [mm] = A
400	360
450	410
500	460
550	510
600	560
650	610
700	660
750	710
800	760
850	810
900	860
950	910
1000	960
1050	1010
1100	1060
1150	1110
1200	1160
1250	1210
1300	1260
1350	1310
1400	1360
1450	1410
1500	1460
1550	1510
1600	1560
1650	1610
1700	1660
1750	1710
1800	1760
1850	1810
1900	1860
1950	1910
2000	1960
2050	2010
2100	2060
2150	2110
2200	2160
2250	2210
2300	2260

Dimensions

| z31 b40

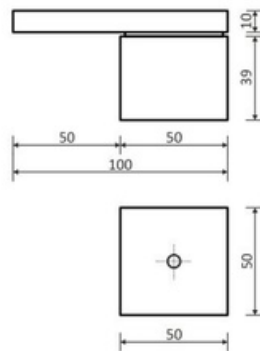
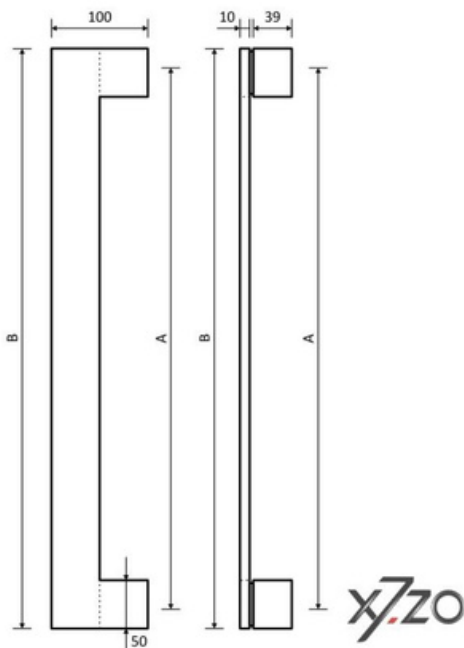
Length [mm] = B	Spacing [mm] = A
2350	2310
2400	2360
2450	2410
2500	2460

xyzo®



A modern form of door handle, the handle of which is made of electrostatically painted black steel, covered with a delicate structure. The brackets made of aluminum were also electrostatically painted matte black. Fixed at an angle of 90°.

Door handle designed for all types of door leaves.



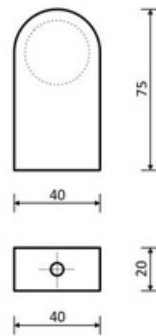
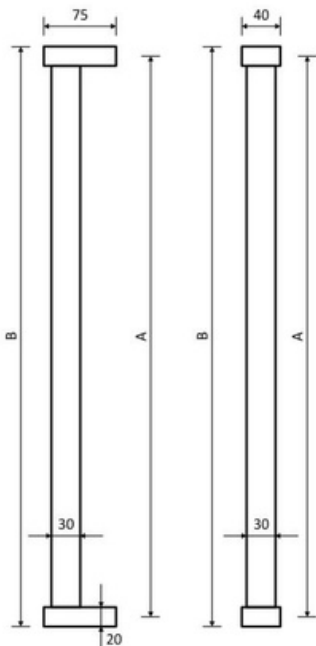
Dimensions

Length [mm] = B	Spacing [mm] = A
499	450

The door handle is made entirely of polished, satin-finished stainless steel, the handle is circular with a diameter of 30 mm and the brackets are made of flat bar. Mounted at an angle of 90°.

Designed for all types of door leaves.

At the customer's request, the length of the handle and its spacing are variable, made with an accuracy of 1 mm at no additional charge.



Dimensions

Length [mm] = B	Spacing [mm] = A
350	330

Dimensions

| z33 30

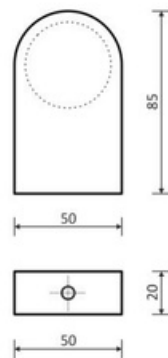
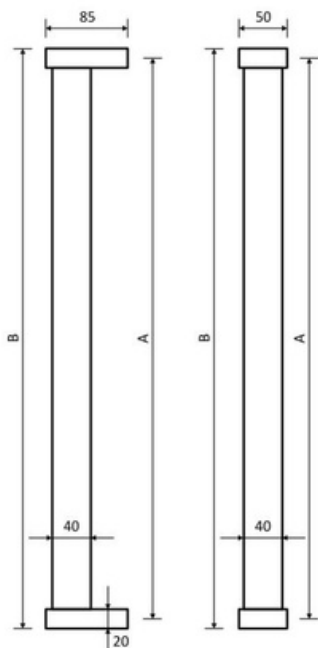
Length [mm] = B	Spacing [mm] = A
400	380
450	430
500	480
550	530
600	580
650	630
700	680
750	730
800	780
850	830
900	880
950	930
1000	980
1050	1030
1100	1080
1150	1130
1200	1180
1250	1230
1300	1280
1350	1330
1400	1380
1450	1430
1500	1480
1550	1530
1600	1580
1650	1630
1700	1680
1750	1730

1800

The door handle is entirely made of polished, satin-finished stainless steel, the handle is circular with a diameter of 40 mm and the brackets are made of flat bar. Fixed at an angle of 90°.

Designed for all types of door leaves.

At the customer's request, the length of the handle and its spacing are variable, made with an accuracy of 1 mm at no additional charge.



Dimensions

Length [mm] = B	Spacing [mm] = A
350	330

Dimensions

| z33 40

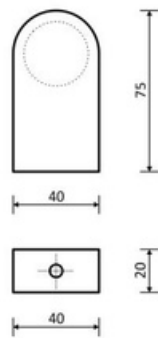
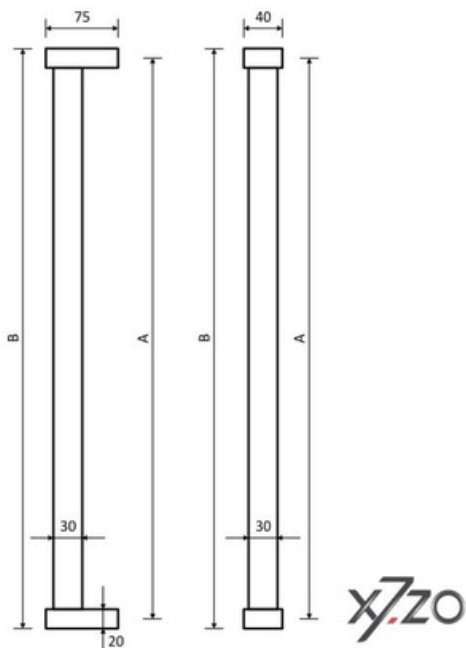
Length [mm] = B	Spacing [mm] = A
400	380
450	430
500	480
550	530
600	580
650	630
700	680
750	730
800	780
850	830
900	880
950	930
1000	980
1050	1030
1100	1080
1150	1130
1200	1180
1250	1230
1300	1280
1350	1330
1400	1380
1450	1430
1500	1480
1550	1530
1600	1580
1650	1630
1700	1680
1750	1730
1800	1780
1850	1830
1900	1880
1950	1930
2000	1980
2050	2030
2100	2080
2150	2130
2200	2180
2250	2230
2300	2280

Dimensions

| z33 40

Length [mm] = B	Spacing [mm] = A
2350	2330
2400	2380
2450	2430
2500	2480

The door handle is entirely made of stainless steel, electrostatically painted black, with a delicate structure, the handle is circular with a diameter of 30 mm, and the brackets are made of a flat bar. Fixed at an angle of 90°. Designed for all types of door leaves. At the customer's request, the length of the handle and its spacing are variable, made with an accuracy of 1 mm at no additional charge.



Dimensions

Length [mm] = B	Spacing [mm] = A
350	330

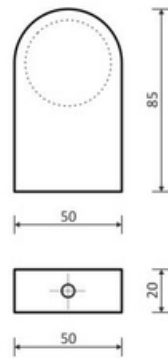
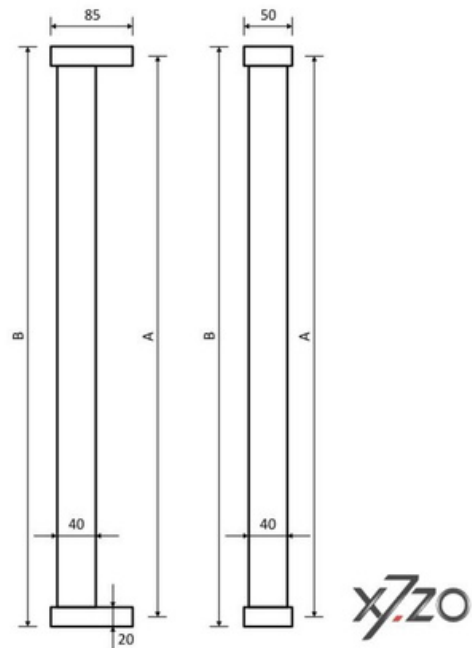
Dimensions

| z33 bb30

Length [mm] = B	Spacing [mm] = A
400	380
450	430
500	480
550	530
600	580
650	630
700	680
750	730
800	780
850	830
900	880
950	930
1000	980
1050	1030
1100	1080
1150	1130
1200	1180
1250	1230
1300	1280
1350	1330
1400	1380
1450	1430
1500	1480
1550	1530
1600	1580
1650	1630
1700	1680
1750	1730

1800

The door handle is made entirely of stainless steel, electrostatically painted black, with a delicate structure, the handle is circular with a diameter of 40, and the brackets are made of a flat bar. Fixed at an angle of 90°. Designed for all types of door leaves. At the customer's request, the length of the handle and its spacing are variable, made with an accuracy of 1 mm at no additional charge.



Dimensions

Length [mm] = B	Spacing [mm] = A
350	330

Dimensions

| z33 bb40

Length [mm] = B	Spacing [mm] = A
400	380
450	430
500	480
550	530
600	580
650	630
700	680
750	730
800	780
850	830
900	880
950	930
1000	980
1050	1030
1100	1080
1150	1130
1200	1180
1250	1230
1300	1280
1350	1330
1400	1380
1450	1430
1500	1480
1550	1530
1600	1580
1650	1630
1700	1680
1750	1730
1800	1780
1850	1830
1900	1880
1950	1930
2000	1980
2050	2030
2100	2080
2150	2130
2200	2180
2250	2230
2300	2280

Dimensions


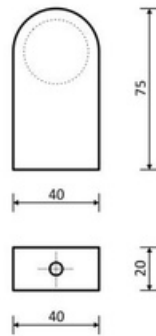
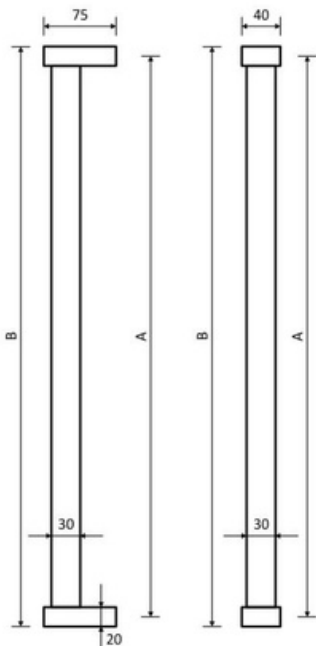
| z33 bb40

Length [mm] = B	Spacing [mm] = A
2350	2330
2400	2380
2450	2430
2500	2480



A door handle with a handle made of polished, satin-finished stainless steel, with a circular cross-section with a diameter of 30 mm, while the brackets are made of a flat rod, electrostatically painted black with a delicate structure. Mounted at an angle of 90°. Designed for all types of door leaves.

At the customer's request, the length of the handle and its spacing are variable, made with an accuracy of 1 mm at no additional charge.



Dimensions

Length [mm] = B	Spacing [mm] = A
350	330

Dimensions

| z33 hb30

Length [mm] = B	Spacing [mm] = A
400	380
450	430
500	480
550	530
600	580
650	630
700	680
750	730
800	780
850	830
900	880
950	930
1000	980
1050	1030
1100	1080
1150	1130
1200	1180
1250	1230
1300	1280
1350	1330
1400	1380
1450	1430
1500	1480
1550	1530
1600	1580
1650	1630
1700	1680
1750	1730


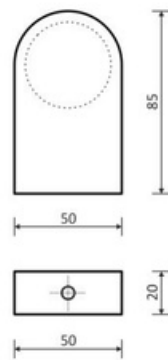
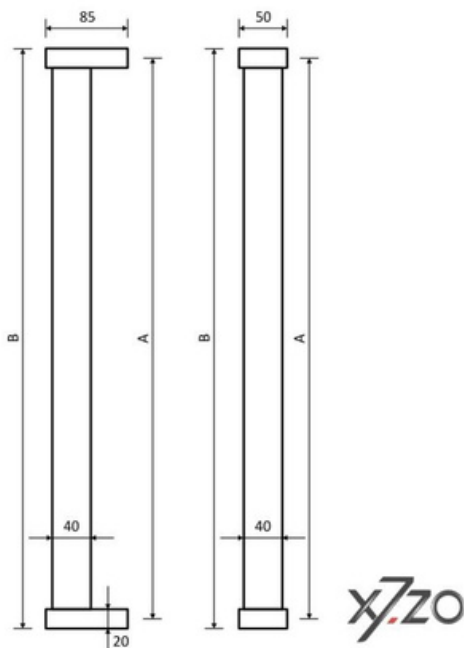
1800

The door handle has a handle made of polished and satin-finished stainless steel, with a circular cross-section with a diameter of 40 mm, while the brackets are made of flat rod, electrostatically painted black with a delicate structure.

Mounted at an angle of 90°.

Designed for all types of door leaves.

At the customer's request, the length of the handle and its spacing are variable, made with an accuracy of 1 mm at no additional charge.



Dimensions

Length [mm] = B	Spacing [mm] = A
350	330

Dimensions

| z33 hb40

Length [mm] = B	Spacing [mm] = A
400	380
450	430
500	480
550	530
600	580
650	630
700	680
750	730
800	780
850	830
900	880
950	930
1000	980
1050	1030
1100	1080
1150	1130
1200	1180
1250	1230
1300	1280
1350	1330
1400	1380
1450	1430
1500	1480
1550	1530
1600	1580
1650	1630
1700	1680
1750	1730
1800	1780
1850	1830
1900	1880
1950	1930
2000	1980
2050	2030
2100	2080
2150	2130
2200	2180
2250	2230
2300	2280

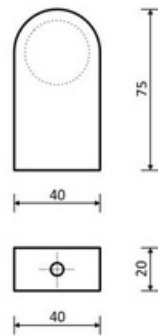

Dimensions

| z33 hb40

Length [mm] = B	Spacing [mm] = A
2350	2330
2400	2380
2450	2430
2500	2480

A door handle with a handle made of stainless steel, electrostatically painted black with a delicate structure - with a circular cross-section with a diameter of 30 mm. The brackets are made of a flat bar of polished, satin-finished stainless steel. Fixed at an angle of 90°. Designed for all types of door leaves.

At the customer's request, the length of the handle and its spacing are variable, made with an accuracy of 1 mm at no additional charge.



Dimensions

Length [mm] = B	Spacing [mm] = A
350	330


Dimensions

| z33 yb30

Length [mm] = B	Spacing [mm] = A
400	380
450	430
500	480
550	530
600	580
650	630
700	680
750	730
800	780
850	830
900	880
950	930
1000	980
1050	1030
1100	1080
1150	1130
1200	1180
1250	1230
1300	1280
1350	1330
1400	1380
1450	1430
1500	1480
1550	1530
1600	1580
1650	1630
1700	1680
1750	1730
1800	1780

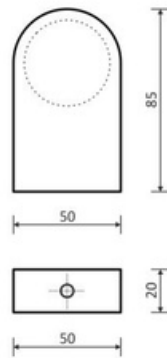
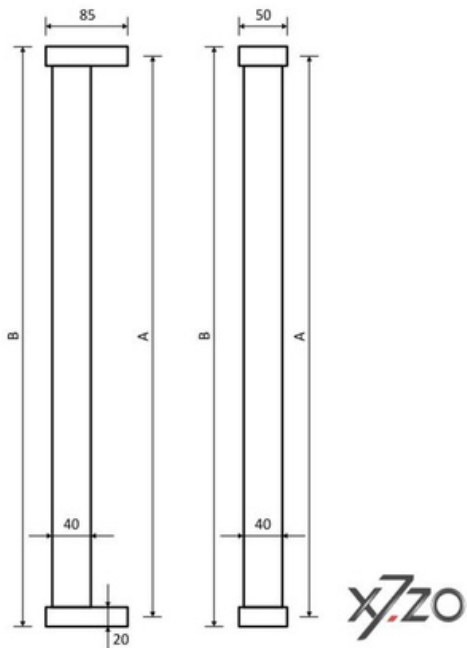
1800

x7zo[®]



A door handle with a handle made of stainless steel, electrostatically painted black, with a delicate structure - circular cross-section with a diameter of 40 mm. The brackets are made of a flat bar of polished, satin-finished stainless steel. Mounted at an angle of 90°. Designed for all types of door leaves.

At the customer's request, the length of the handle and its spacing are variable, made with an accuracy of 1 mm at no additional charge.



Dimensions

Length [mm] = B	Spacing [mm] = A
350	330

Dimensions

| z33 yb40

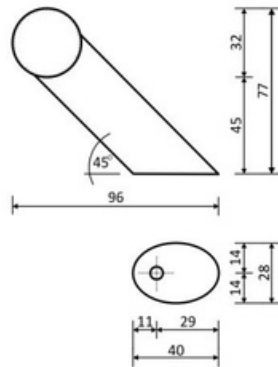
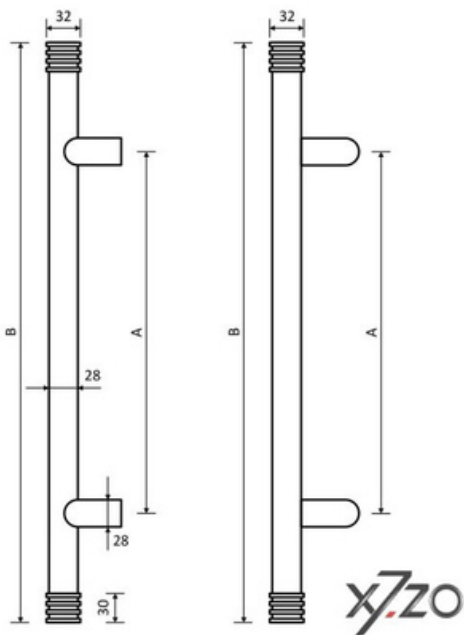

Length [mm] = B	Spacing [mm] = A
400	380
450	430
500	480
550	530
600	580
650	630
700	680
750	730
800	780
850	830
900	880
950	930
1000	980
1050	1030
1100	1080
1150	1130
1200	1180
1250	1230
1300	1280
1350	1330
1400	1380
1450	1430
1500	1480
1550	1530
1600	1580
1650	1630
1700	1680
1750	1730
1800	1780
1850	1830
1900	1880
1950	1930
2000	1980
2050	2030
2100	2080
2150	2130
2200	2180
2250	2230
2300	2280

Dimensions

| z33 yb40

Length [mm] = B	Spacing [mm] = A
2350	2330
2400	2380
2450	2430
2500	2480

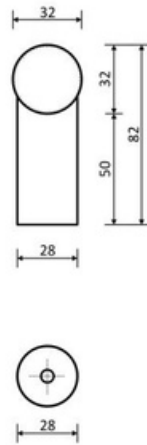
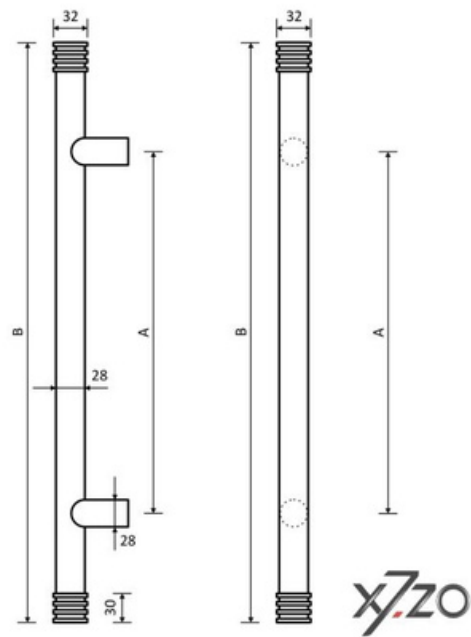
Door handle made of copper and stainless steel, painted matt black.



Dimensions

Length [mm] = B	Spacing [mm] = A
500	300

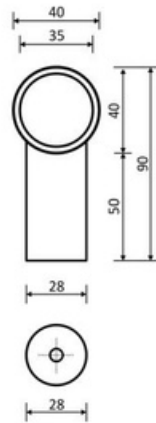
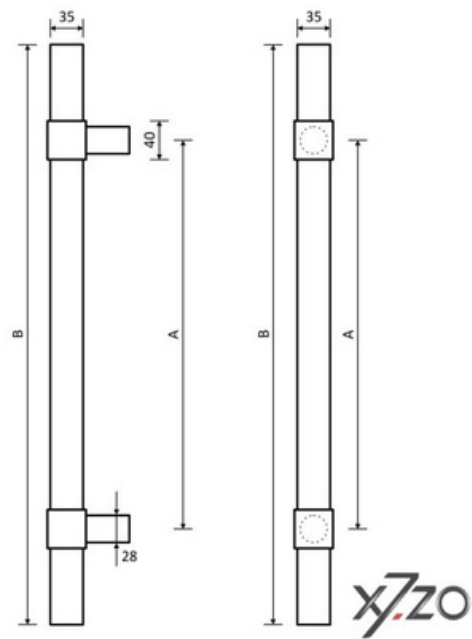
Door handle made of copper and stainless steel, painted matt black.



Dimensions

Length [mm] = B	Spacing [mm] = A
500	300

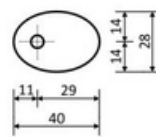
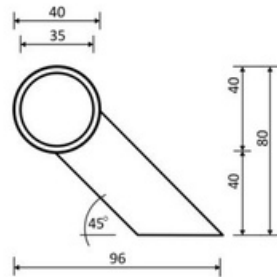
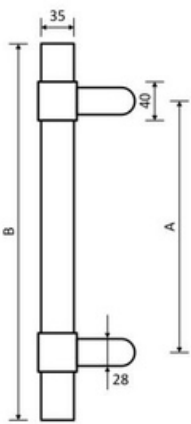


Door handle made of American walnut wood and brass.



Dimensions

Length [mm] = B	Spacing [mm] = A
435	300

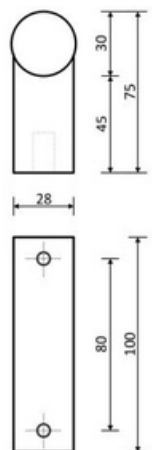
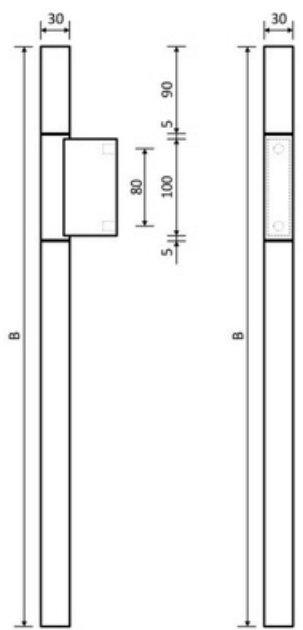
Door handle made of American walnut wood and brass.



Dimensions

Length [mm] = B	Spacing [mm] = A
435	300


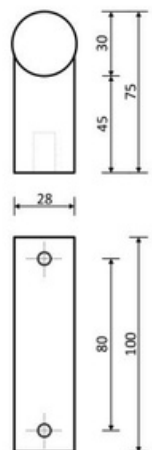
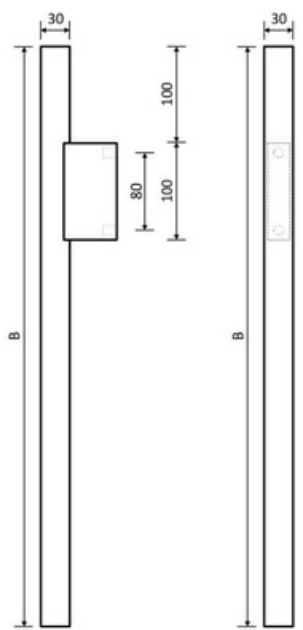
Elegant, modern door handle, diameter 30, made of matt black painted aluminum and stainless steel.



Dimensions

Length [mm] = B	Spacing [mm] = A
500	80

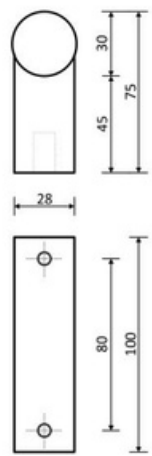
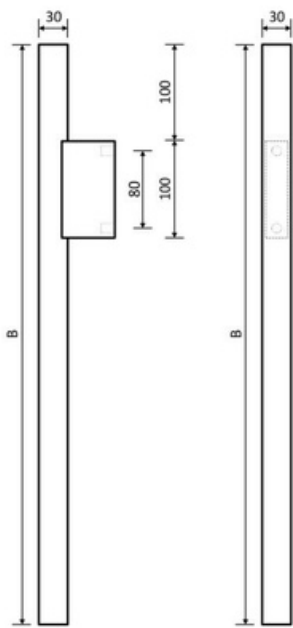
Elegant, modern door handle, diameter 30, made of matt black painted aluminum and stainless steel.



Dimensions

Length [mm] = B	Spacing [mm] = A
500	80

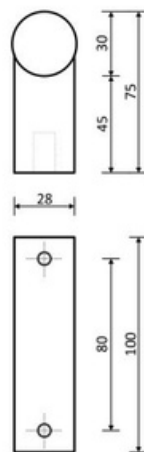
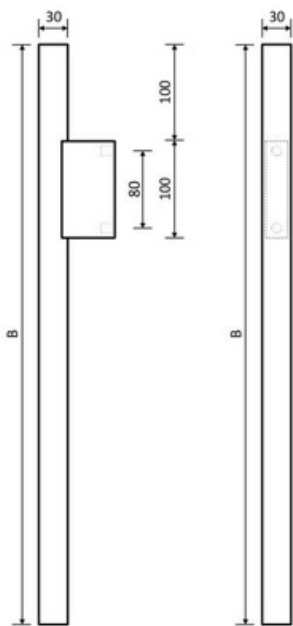
Elegant, modern door handle, diameter 30, made of matt black painted aluminum and stainless steel.



Dimensions

Length [mm] = B	Spacing [mm] = A
500	80

Elegant, modern door handle, diameter 30, made of matt black painted aluminum and stainless steel.

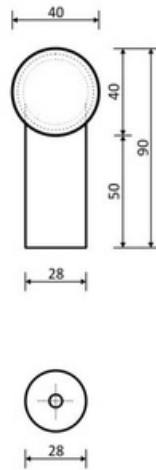
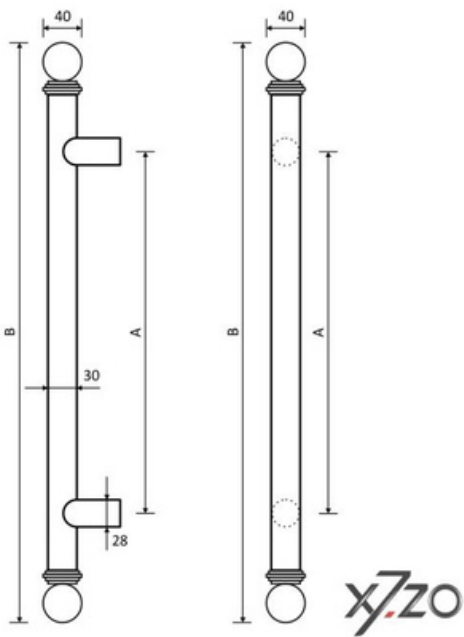



Dimensions

Length [mm] = B	Spacing [mm] = A
500	80



Elegant, stylish door handle made of stainless steel.



Dimensions

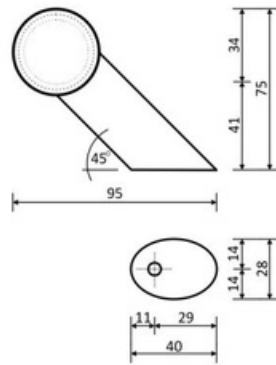
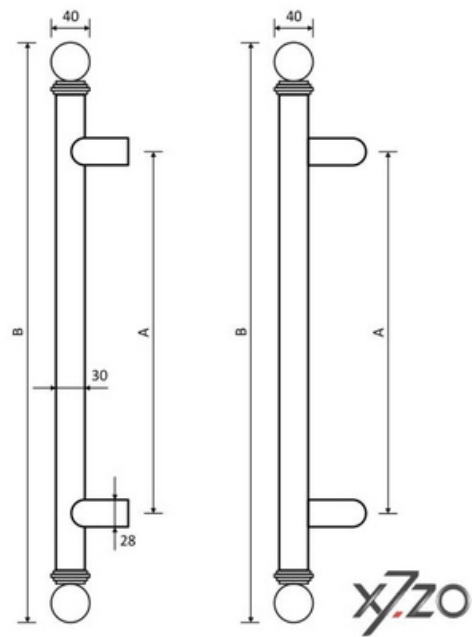

Length [mm] = B	Spacing [mm] = A
500	300

Dimensions

| z42

Length [mm] = B	Spacing [mm] = A
800	600
1000	800

Elegant, stylish door handle made of stainless steel.



Dimensions

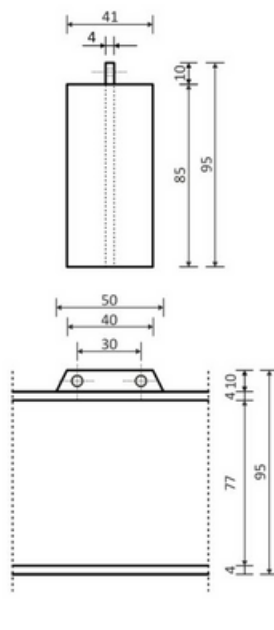
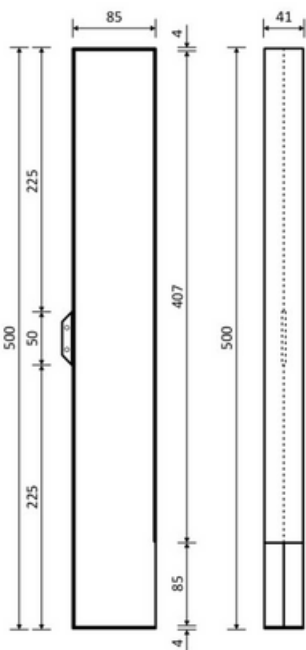

Length [mm] = B	Spacing [mm] = A
500	300

Dimensions


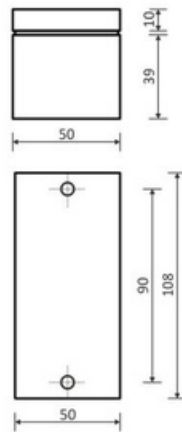
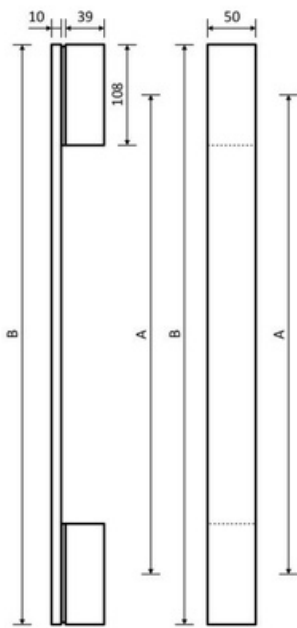
| z43

Length [mm] = B	Spacing [mm] = A
800	600
1000	800

Sliding door handle made of steel.



Handrail made of steel and aluminum.



Dimensions

Length [mm] = B	Spacing [mm] = A
1000	890



ENTRASys FD Universal fingerprint system

Zalety:

- Nowoczesny czujnik pasmowy z wysokowydajnym procesorem gwarantuje bardzo szybkie i precyzyjne rozpoznanie
- Intuicyjne menu (obsługa funkcji nawigacji/pasek nawigacyjny): łatwość obsługi dla klientów prywatnych
- Liczba palców: ¹⁾ok. 50–80, w tym 9 administratorów
- Sygnalizacja statusu diodami LED (czerwona /zielona /żółta): komunikat wizualny podczas skanowania i programowania palców
- Organizacja zarządzania dostępem za pośrednictwem menu
- Kasowanie pojedynczych odcisków palców możliwe również w przypadku nieobecności danego użytkownika; zapewnia to szybką reakcję na nowe sytuacje i zapobiega wejściu osób nieuprawnionych
- Doskonała ochrona przed próbami manipulacji
- W razie awarii zasilania dane systemowe pozostają zachowane
- Każdy ENTRAsys FD posiada indywidualny PIN master: w sytuacji awaryjnej (np. w przypadku braku wszystkich administratorów) możliwy jest mimo to dostęp do opcji programowania lub zarządzania
- Szyfrowane i zapewniające bezpieczną transmisję łącze radiowe między skanerem odcisków palców a odbiornikiem radiowym; brak możliwości zwarcia i zmostkowania
- Optyczna ochrona przed aktami wandalizmu: w stanie spoczynku i wskaźniki statusu są niewidoczne
- Dyskretny wygląd i ponadczasowy kształt
- Kompatybilny ze wszystkimi odbiornikami radiowymi firmy SOMMER o częstotliwości FM 868,8 MHz
- 4-kanalowa technika sterowania radiowego: elastyczne możliwości zastosowania, np. możliwość sterowania napędem bram, drzwiami wejściowymi, oświetleniem, instalacją alarmową

1) zależnie od stopnia złożoności odcisków palców. 2) zależnie od otoczenia.

DANE TECHNICZNE

Zakres temperatur –20°C bis +60°C

Częstotliwość radiowa FM 868,8 MHz (Somlog Rollingcode)

Zasięg fal radiowych²⁾ ok. 25 m

Wymiary

Skaner odcisków palców 87 x 47 x 31 mm

Odbiornik radiowy 60 x 34 x 36 mm

Stopień ochrony IP54



Stan: 03/2015. Zastrzegamy sobie możliwość wystąpienia błędów w druku, omyłek i zmian technicznych.

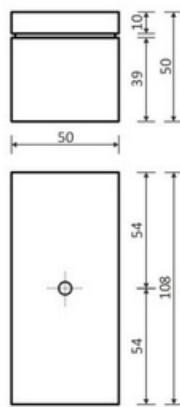
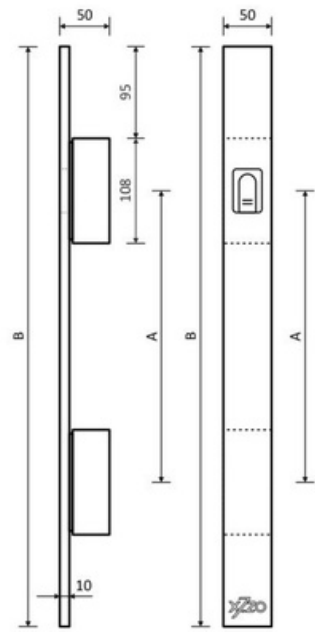


SOMMER ANTRIEBS- UND FUNKTECHNIK GMBH | HANS-BÖCKLER-STR. 22 | D-73230 KIRCHHEIM/TECK
TEL+49 (0)70 21/80 01-0 | FAKS+49 (0)70 21/80 01-100 | INFO@SOMMER.EU | WWW.SOMMER.EU

  SOMMERGMBH

  SOMMER_GMBH


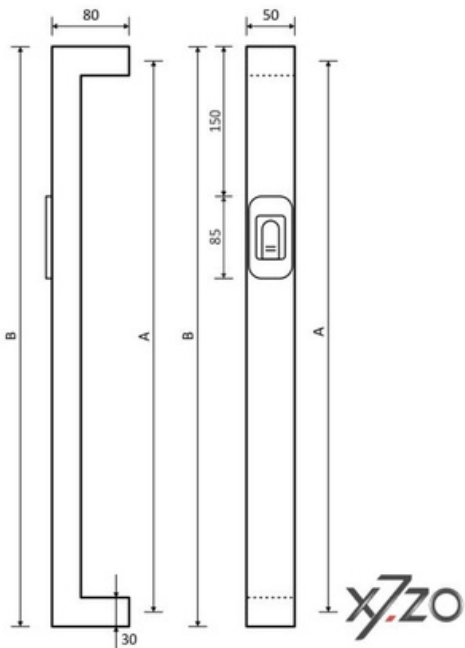
Handle with a biometric reader made of steel and aluminum.



Dimensions

Length [mm] = B	Spacing [mm] = A
1000	700

Handle with a biometric reader made of stainless steel.



Dimensions

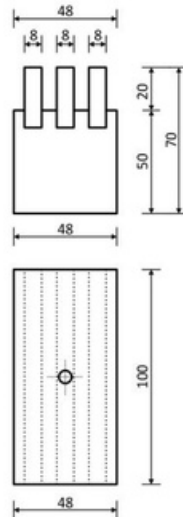
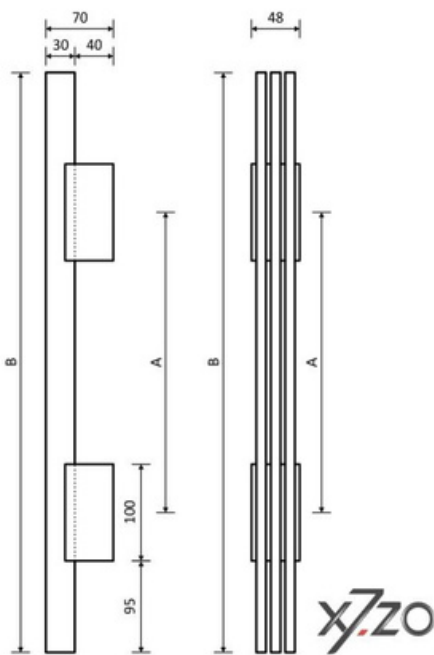
Length [mm] = B	Spacing [mm] = A
1000	970

Dimensions

| z47

Length [mm] = B	Spacing [mm] = A
1200	1170
1400	1370
1600	1570
1800	1770
2000	1970

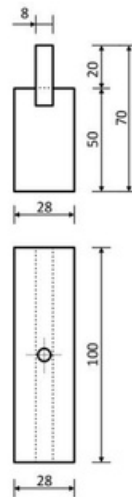
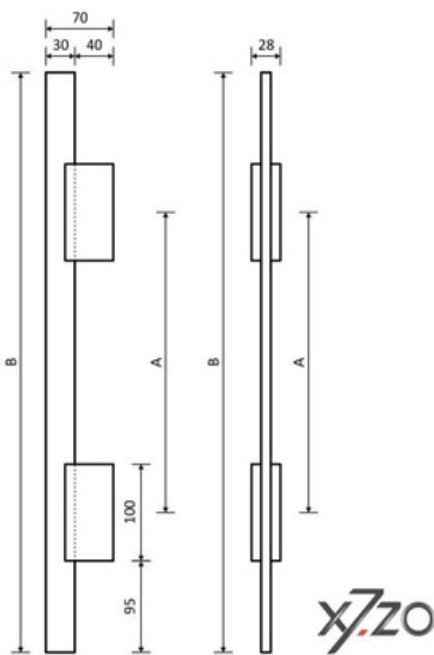
Handrail made of stainless steel.



Dimensions

Length [mm] = B	Spacing [mm] = A
1000	700

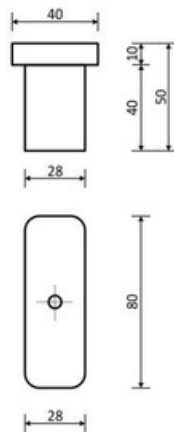
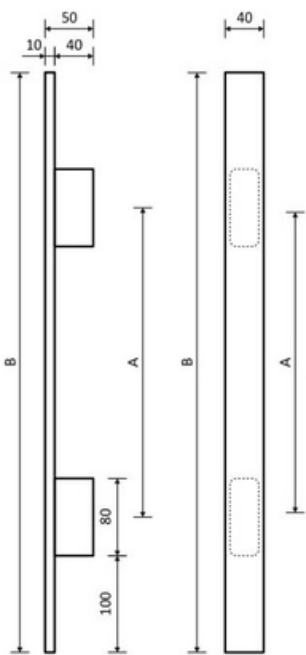
Handrail made of stainless steel.



Dimensions

Length [mm] = B	Spacing [mm] = A
1000	700

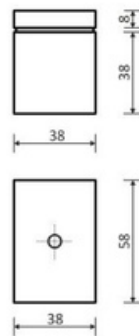
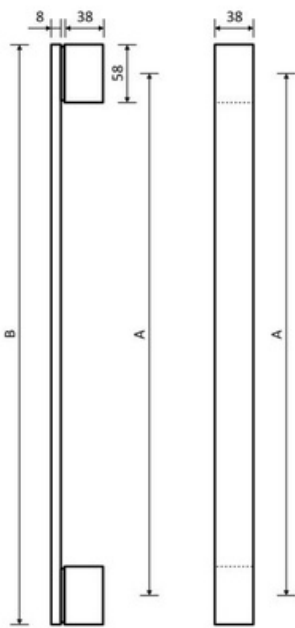
Handrail made of stainless steel.



Dimensions

Length [mm] = B	Spacing [mm] = A
1000	700

Handrail made of stainless steel.

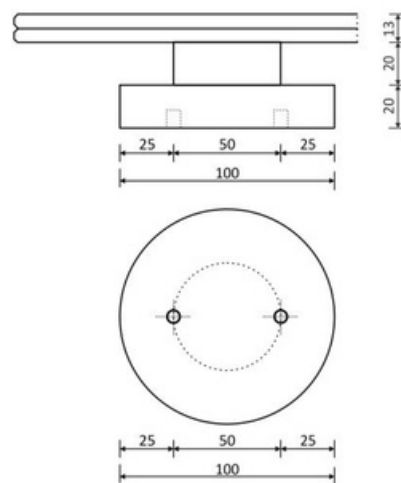
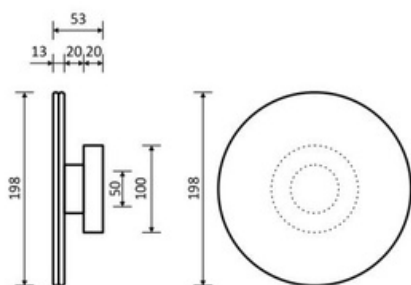


Dimensions

Length [mm] = B	Spacing [mm] = A
500	440



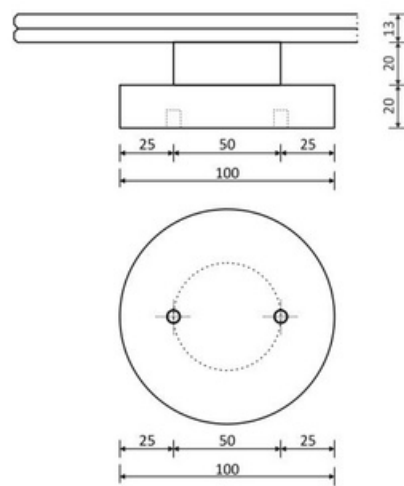
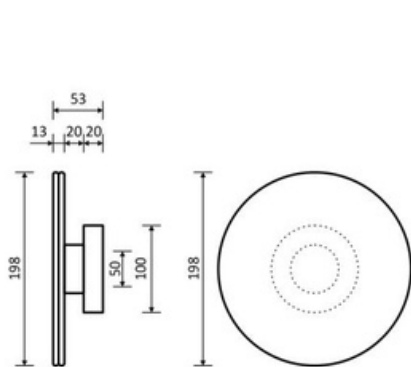
Handrail made of stainless steel with stone veneer.



Dimensions

Diameter [mm]	Installation spacing [mm]
198	50

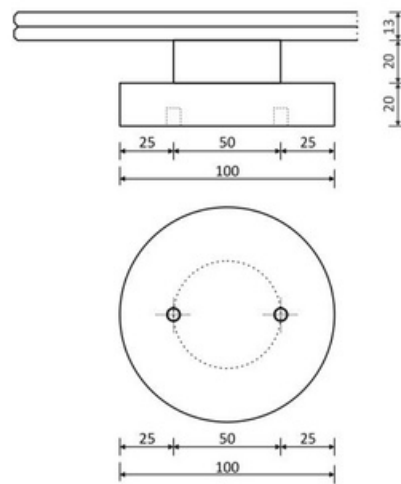
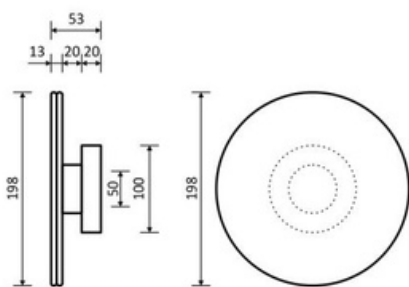
Handrail made of stainless steel with stone veneer.



Dimensions

Diameter [mm]	Installation spacing [mm]
198	50

Handrail made of stainless steel with stone veneer.

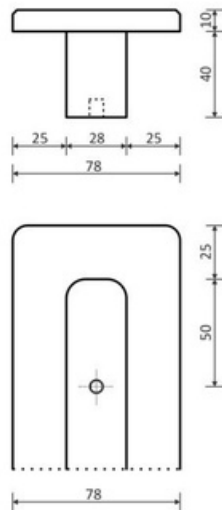
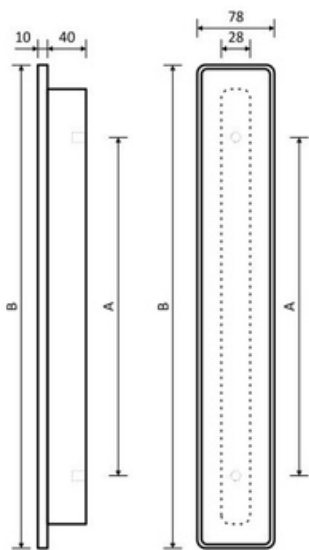


Dimensions

Diameter [mm]	Installation spacing [mm]
198	50



Aluminum handrail with stone veneer.



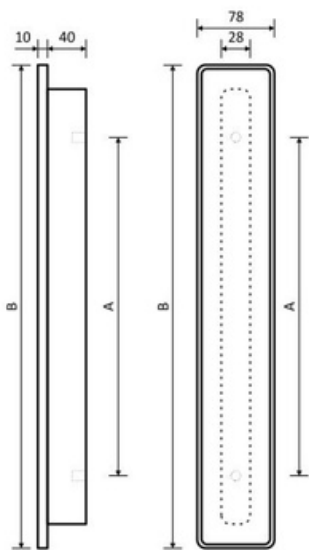
Dimensions

Length [mm] = B	Spacing [mm] = A
500	350

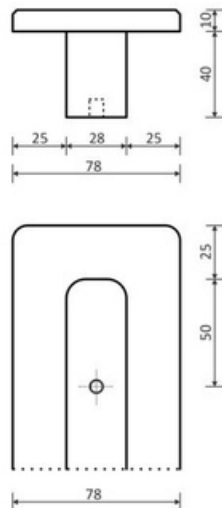
Handrail with a stone element

| z56 500 silver shine

Aluminum handrail with stone veneer.



x7zo

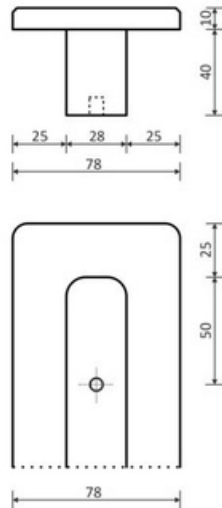
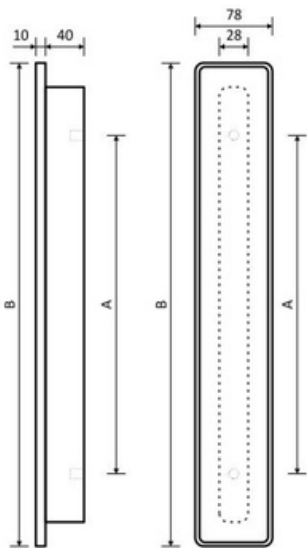


x7zo

Dimensions

Length [mm] = B	Spacing [mm] = A
500	350

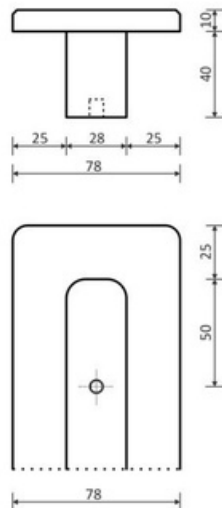
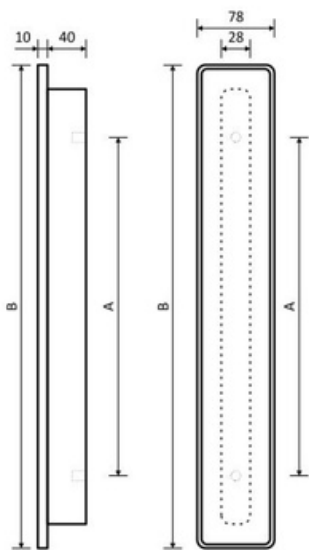
Aluminum handrail with stone veneer.



Dimensions

Length [mm] = B	Spacing [mm] = A
500	350

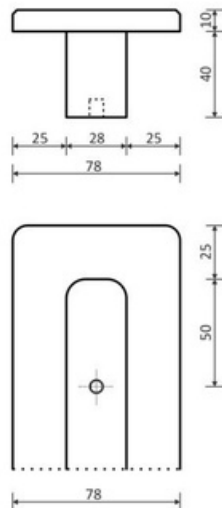
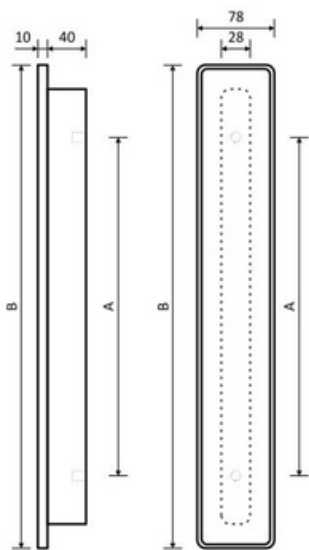
Aluminum handrail with stone veneer.



Dimensions

Length [mm] = B	Spacing [mm] = A
700	550

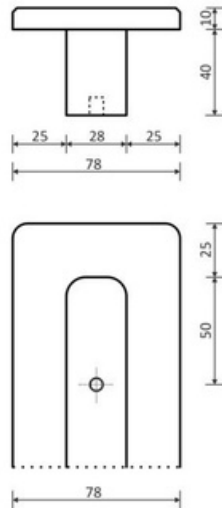
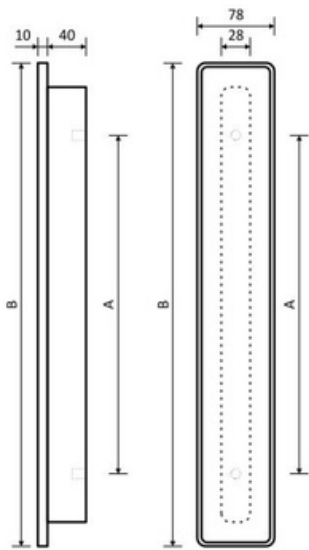
Aluminum handrail with stone veneer.



Dimensions

Length [mm] = B	Spacing [mm] = A
700	550

Aluminum handrail with stone veneer.



Dimensions

Length [mm] = B	Spacing [mm] = A
700	550

Fixings



g1



g2



g3



g4



g5



g6



g7



p1



p2

xyzo®



Anddo Sp. z o.o.
www.anddo.pl
info@anddo.pl
+48 503 575 858